

# Marion County, Florida

## POPULAR ANNUAL FINANCIAL REPORT

Fiscal Year Ended September 30, 2025



*Prepared Under the Supervision of*

**Gregory C. Harrell**

Marion County

Clerk of Court and Comptroller

# contents

- Message from the Clerk..... 1
- About Marion County..... 2
- Organization & Governance..... 3
- Economic Highlights..... 4
- Financial Reporting
  - Financial Reporting Entity..... 5
  - Statement of Activities..... 5
  - Statement of Net Position..... 6
- Governmental Activities..... 7
- Business-Type Activities..... 8
- County Taxes..... 9
- Property Taxes..... 10
- Cash & Investments..... 12
- Capital Assets..... 13
- Long-Term Liabilities..... 14
- Financial Sustainability..... 15

# about this guide

This guide is intended to be an easy-to-read summary of Marion County's financial activities and economic condition. Also known as the Popular Annual Financial Report (PAFR), this guide condenses the content from the Annual Comprehensive Financial Report (ACFR) into a much simpler, aggregated presentation.

The information contained in this PAFR is unaudited and is not prepared in conformity with Generally Accepted Accounting Principles (GAAP). The financial information provided throughout this guide includes all funds for the primary government, Marion County Board of County Commissioners, as well as the blended component units for which the primary government is accountable. Discretely presented component units and related organizations are excluded from this report. The reporting period is based on fiscal year 2025, which began on October 1, 2024 and ended on September 30, 2025.

The Annual Comprehensive and Popular Financial Reports are prepared under the supervision of the Clerk of Court and Comptroller. Those who are interested in a more detailed review of the County's finances are encouraged to review the ACFR, which is available on the Marion County Clerk of Court and Comptroller's website at [www.marioncountyclerk.org](http://www.marioncountyclerk.org).

# role of the clerk



Clerk of Court



County Recorder



Clerk to the Board of County Commissioners



Custodian of County Funds



County Auditor

For a complete list of services, visit [www.marioncountyclerk.org](http://www.marioncountyclerk.org)



@marionflclerk



Government Finance Officers Association

Award for Outstanding Achievement in Popular Annual Financial Reporting

Presented to

**Marion County  
Florida**

For its Annual Financial Report  
For the Fiscal Year Ended

September 30, 2024

*Christopher P. Morrell*

Executive Director/CEO

# Message from the Clerk



**Gregory C. Harrell**

Clerk of Court and Comptroller  
Marion County, Florida



*Here to Serve and  
Protect the Public Trust*

## To the Residents of Marion County:

As your elected Clerk of Court and Comptroller, it is my constitutional responsibility to maintain and safeguard your court records, your other non-court official records, and the County's funds; but, beyond any particular obligation, it is my personal objective to ensure that the County finances are transparently and accurately presented and made easily accessible to our citizens. To that end, I am honored to present to you Marion County's Popular Annual Financial Report (PAFR) for the fiscal year ended September 30, 2025.

The PAFR is designed to provide a summary of the County's financial activities and economic condition. The data provided herein is derived from the much more voluminous Annual Comprehensive Financial Report (ACFR) and it has been condensed into what is meant to be a much simpler and easier to understand presentation. The Annual Comprehensive and Popular Financial Reports are prepared by the Clerk of Court and Comptroller's Office; and both reports can be accessed for free on our website at [www.marioncountyclerk.org](http://www.marioncountyclerk.org).

I am confident that you will find the PAFR to be a useful financial resource, and my team and I are excited to provide this additional layer of transparency and accountability to our community. I remain committed to my role as the "watchdog" of county funds, and I consider it an honor and a privilege to serve as your Clerk of Court and Comptroller. My dedicated staff and I appreciate the confidence that you have placed in us, and we will continue to serve you as best we can in our ongoing mission to protect the public's trust.


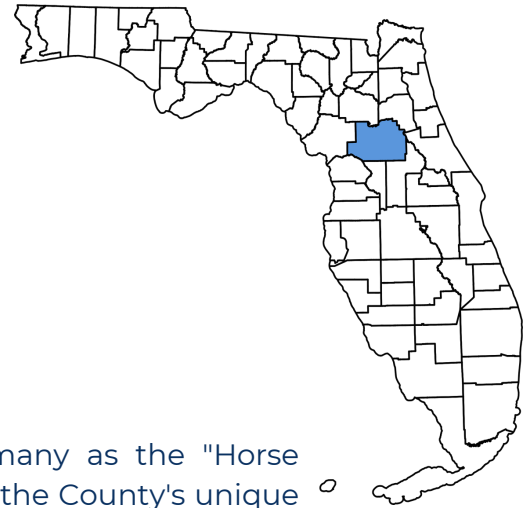
Sincerely,

A handwritten signature in black ink that reads "Gregory C. Harrell". The signature is written in a cursive, flowing style.

Gregory C. Harrell  
Marion County Clerk of Court and Comptroller

# About Marion County

Marion County was created by the Florida Legislature on March 14, 1844 from land formerly part of Alachua, Hillsborough, and Orange Counties. The County is located in North Central Florida, encompassing more than 1,652 square miles, making it one of Florida's larger counties. The eastern quarter of the County contains the Ocala National Forest, which is one of the most visited national forests in America. The forest, along with its lakes and rivers, and the natural springs provide recreational opportunities for over 1.3 million visitors each year.



Ocala/Marion County is known by many as the "Horse Capital of the World,"\* a testament to the County's unique involvement in all things equestrian and its record of producing some of the finest champions in the sport. With a beautiful, mild climate all year long and soil rich with limestone calcium for strong bones, Ocala/Marion County is home to more horses than anywhere else in the country.

\* A Registered Trademark of the Florida Thoroughbred Breeders' & Owners' Association

## *citizen services*



### **General Government**

County administration, county attorney, human resources, planning and zoning, and various county departments



### **Public Safety**

911 management, fire rescue and emergency management services, fire control, building safety, medical examiner



### **Culture & Recreation**

Libraries, recreational programs, public parks



### **Transportation**

Roads, bridges, traffic engineering



### **Economic Environment**

Economic and tourist development, veterans services



### **Human Services**

Care, treatment, and control of human illness and injury, such as the Health Department, and other community services



### **Physical Environment**

Water resources, stormwater program, extension services



### **Court-Related**

Courthouse operations, security, technology, law library, court-related programs, and guardian ad litem

# Organization & Governance

## county commissioners



**Craig Curry**  
District 1



**Kathy Bryant**  
District 2, Chair



**Matt McClain**  
District 3



**Carl Zalak, III**  
District 4, Vice Chair



**Michelle Stone**  
District 5

Marion County is a political subdivision of the State of Florida. As such, it is governed by and derives its operating authority from the Constitution and laws of the State of Florida. The County operates under a commission/administrator form of government with a governing board of five county commissioners elected at-large to staggered four-year terms. Commissioners are elected by district and must meet residency requirements within their district.



The Marion County Board of County Commissioners meet on the first and third Tuesday of each month at 9 a.m. at the McPherson Governmental Campus Auditorium



McPherson Governmental Campus Auditorium  
601 SE 25th Ave., Ocala, FL 34471  
Phone: 352-438-2323



For more information, visit [www.marionfl.org](http://www.marionfl.org).

## constitutional officers



**Gregory C. Harrell**  
Clerk of Court  
and Comptroller



**Jimmy Cowan**  
Property Appraiser



**Billy Woods**  
Sheriff



**Wesley Wilcox**  
Supervisor of  
Elections



**George Albright**  
Tax Collector

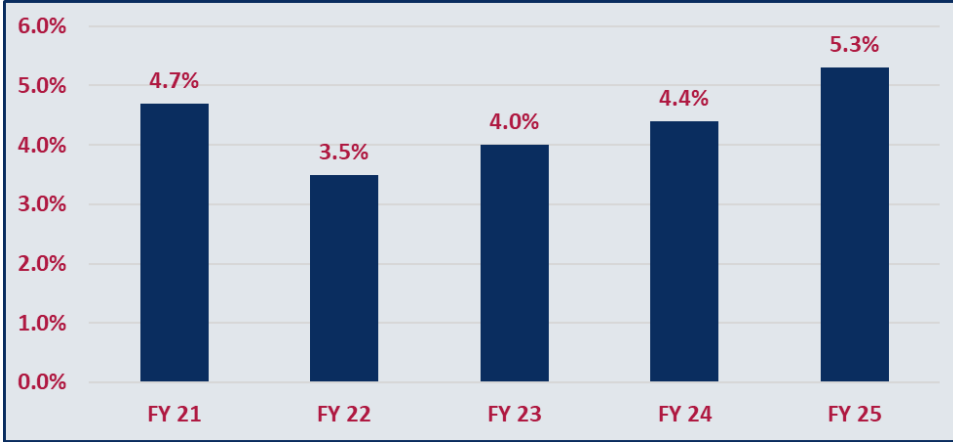
### Separation of Powers Protects Your Tax Dollars

The Constitution of the State of Florida established five elected officials who perform specific governmental functions. These officers operate independently from the Board of County Commissioners to ensure that the entity that decides how to spend tax dollars is not the same entity that pays the County's bills (Clerk of Court and Comptroller), assesses the property tax values (Property Appraiser), collects taxes (Tax Collector), protects its citizens (Sheriff), or oversees the election process (Supervisor of Elections). Constitutional Officers cannot set public policy or levy taxes. Their constitutional functions create a system of checks and balances and greater assurance of public trust.

# Economic Highlights

## unemployment

As of September 2025, Marion County's unemployment rate grew to 5.3%.



Source: [Florida Jobs](#) - Local Area Unemployment Statistics - Adjusted Yearly Average

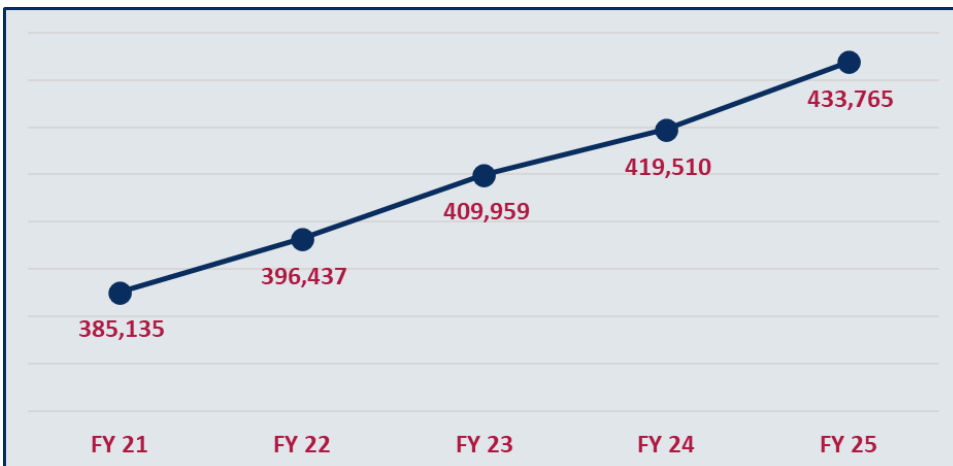
## top ten employers

- 1 Marion County Public Schools, 4.1%
- 2 AdventHealth Ocala, 2.4%
- 3 HCA Florida, 2.1%
- 4 Wal-Mart, 1.8%
- 5 State of Florida, 1.7%
- 6 Publix Supermarkets, 1.5%
- 7 FedEx Ground, 1.0%
- 8 Board of County Comm, 0.9%
- 9 City of Ocala, 0.7%
- 10 Lockheed Martin, 0.7%

Source: [Ocala Metro Chamber & Economic Partnership](#)

## population

The population in Marion County continues to trend upward with a five year growth rate of 12.6%.



Source: [Bureau of Economic Analysis](#)

## demographics



**Population**  
433,765



**Unemployment**  
5.3%



**Median House Sale Price**  
\$285,000



**School Enrollment**  
46,004



**Tourists Visited Annually**  
1.3 Million



**County Operating Budget**  
\$1,422,186,399



**Debt Per Capita**  
\$235



**Per Capita Personal Income**  
\$49,262

# Financial Reporting

## *financial reporting entity*

The statement of net position and statement of activities are government-wide financial statements which include the primary government and blended component units. Blended component units are other governmental units over which the County Commission can exercise influence and/or may be obligated to provide financial subsidy. Discretely presented component units and related organizations are excluded from these financial statements.

**PRIMARY GOVERNMENT:** Board of County Commissioners, Constitutional Officers

**BLENDED COMPONENT UNITS:** Marion County Community Redevelopment Agency, Rainbow Lakes Estates Municipal Services District

**DISCRETELY PRESENTED COMPONENT UNITS:** Marion County Housing Finance Authority

**RELATED ORGANIZATIONS:** Marion County Hospital District, Marion County Industrial Development Authority

## *statement of activities*

The statement of activities compares revenues and expenses between fiscal years to reflect where changes in net position have occurred. In total, the County's net position increased by \$174.3 million over the prior fiscal year, of which \$127.5 million resulted from governmental activities and \$46.8 million from business-type activities.

Summarized Statement of Activities (\$ in Millions)	Governmental Activities			Business-Type Activities			Total		
	FY 2025	FY 2024	FY 2023	FY 2025	FY 2024	FY 2023	FY 2025	FY 2024	FY 2023
<b>REVENUES</b>									
Program Revenues	231.3	237.2	175.6	103.6	90.4	75.8	334.9	327.6	251.4
General Revenues & Transf	462.4	430.8	388.0	10.9	12.3	9.9	473.3	443.1	397.9
<b>Total Revenues</b>	<b>693.7</b>	<b>668.0</b>	<b>563.6</b>	<b>114.5</b>	<b>102.7</b>	<b>85.7</b>	<b>808.2</b>	<b>770.7</b>	<b>649.3</b>
<b>EXPENSES</b>									
General Government	80.4	74.6	71.8				80.4	74.6	71.8
Public Safety	330.5	309.2	287.1				330.5	309.2	287.1
Physical Environment	6.6	9.3	3.3				6.6	9.3	3.3
Transportation	58.1	56.3	50.0				58.1	56.3	50.0
Economic Environment	10.3	11.2	7.1				10.3	11.2	7.1
Human Services	45.8	62.3	30.8				45.8	62.3	30.8
Culture/Recreation	20.0	19.8	18.9				20.0	19.8	18.9
Court-Related	13.2	13.9	16.2				13.2	13.9	16.2
Interest on Long-Term Debt	1.3	1.2	1.2				1.3	1.2	1.2
Solid Waste				26.2	21.7	28.1	26.2	21.7	28.1
Water and Wastewater				41.5	39.8	36.8	41.5	39.8	36.8
<b>Total Expenses</b>	<b>566.2</b>	<b>557.8</b>	<b>486.3</b>	<b>67.7</b>	<b>61.5</b>	<b>64.9</b>	<b>633.9</b>	<b>619.3</b>	<b>551.2</b>
<b>Beginning Net Position</b>	<b>1,770.4</b>	<b>1,662.6</b>	<b>1,585.3</b>	<b>284.9</b>	<b>244.2</b>	<b>223.4</b>	<b>2,055.3</b>	<b>1,906.8</b>	<b>1,808.7</b>
<b>Ending Net Position</b>	<b>1,897.9</b>	<b>1,772.8</b>	<b>1,662.6</b>	<b>331.7</b>	<b>285.4</b>	<b>244.2</b>	<b>2,229.6</b>	<b>2,058.2</b>	<b>1,906.8</b>
<b>Change in Net Position</b>	<b>127.5</b>	<b>110.2</b>	<b>77.3</b>	<b>46.8</b>	<b>41.2</b>	<b>20.8</b>	<b>174.3</b>	<b>151.4</b>	<b>98.1</b>

\*FY25 Beginning Net Position does not equal the FY24 Ending Net Position due to restatement from implementing GASB 101 - Compensated Absences. The full note disclosure is included in the Annual Comprehensive Financial Report.

# Financial Reporting

## *statement of net position*

The statement of net position presents what the County owns (assets) less what the County owes (liabilities) and reports the difference between them as net position. This statement is presented in two categories: governmental activities and business-type activities. Governmental activities represent services provided to Marion County citizens that are principally supported by taxes, and federal, state or other local revenue sources; whereas business-type activities are services for which all or a significant portion of their costs are recovered through user fees and charges.

Summarized Statement of Net Position (\$ in Millions)	Governmental Activities			Business-Type Activities			Total		
	FY 2025	FY 2024	FY 2023	FY 2025	FY 2024	FY 2023	FY 2025	FY 2024	FY 2023
<b>ASSETS</b>									
Cash and Investments	618.8	584.1	586.7	172.0	164.8	148.6	790.8	748.9	735.3
Receivables, Net	44.4	43.3	39.7	19.9	7.9	13.9	64.2	51.2	53.6
Capital Assets, Net	1,654.6	1,585.4	1,474.8	247.9	222.5	202.9	1,902.5	1,807.9	1,677.7
Other Assets	9.8	6.6	4.9	14.0	16.3	17.6	23.9	22.9	22.5
<b>Total Assets</b>	<b>2,327.6</b>	<b>2,219.4</b>	<b>2,106.1</b>	<b>453.8</b>	<b>411.5</b>	<b>383.0</b>	<b>2,781.4</b>	<b>2,630.9</b>	<b>2,489.1</b>
Deferred Outflows									
Deferred Outflows of Resources	101.4	110.7	85.7	4.1	4.9	4.5	105.5	115.6	90.2
<b>Total Assets and Deferred Outflows</b>	<b>2,429.0</b>	<b>2,330.1</b>	<b>2,191.8</b>	<b>457.9</b>	<b>416.4</b>	<b>387.5</b>	<b>2,886.9</b>	<b>2,746.5</b>	<b>2,579.3</b>
<b>LIABILITIES</b>									
Current Liabilities	84.4	89.8	104.4	9.6	7.9	6.2	94.0	97.7	110.6
Noncurrent Liabilities	384.1	427.6	401.0	112.1	119.0	126.5	496.2	546.6	527.5
<b>Total Liabilities</b>	<b>468.5</b>	<b>517.4</b>	<b>505.4</b>	<b>121.7</b>	<b>126.9</b>	<b>132.7</b>	<b>590.2</b>	<b>644.3</b>	<b>638.1</b>
Deferred Inflows									
Deferred Inflows of Resources	62.6	39.9	23.8	4.5	4.1	10.6	67.1	44.0	34.4
<b>Total Liabilities and Deferred Inflows</b>	<b>531.1</b>	<b>557.3</b>	<b>529.2</b>	<b>126.2</b>	<b>131.0</b>	<b>143.3</b>	<b>657.3</b>	<b>688.3</b>	<b>672.5</b>
<b>NET POSITION</b>	<b>1,897.9</b>	<b>1,772.8</b>	<b>1,662.6</b>	<b>331.7</b>	<b>285.4</b>	<b>244.2</b>	<b>2,229.6</b>	<b>2,058.2</b>	<b>1,906.8</b>

**Assets** include cash and cash equivalents, investments, accounts receivable, interest receivable, special assessments receivable, due from other governments, inventory, prepaid items, lease receivable, and capital assets.

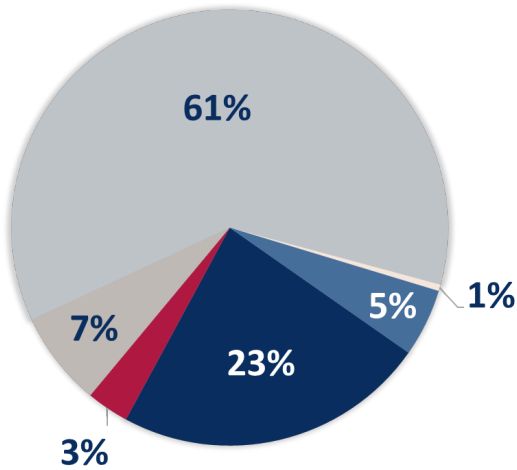
**Liabilities** include accounts and contracts payable, accrued liabilities, interest payable, due to other governments, due to individuals, future connections liability, deposits, unearned revenue, and noncurrent liabilities.

# Governmental Activities

## Total Revenues by Source: \$693.6 Million

### revenues

At the conclusion of fiscal year 2025, the County's governmental funds reported a total revenue of \$693.6 million. Taxes represented 61%, or approximately \$424.1 million, of the total revenue. Charges for services—which include building permit fees, as well as stormwater, fire, and emergency service assessments—accounted for 23% of the general revenue. Other funding sources encompass, but are not limited to: special assessments imposed on benefiting property owners, various grant funding sources, rental income from county-owned properties, and interest income.



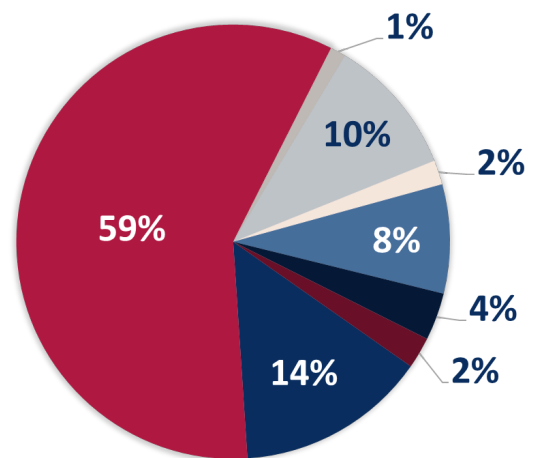
● Taxes	\$424,148,293	61%
● Charges for Services	\$160,683,141	23%
● Capital Grants & Contributions	\$48,793,030	7%
● Other	\$34,907,321	5%
● Operating Grants & Contributions	\$21,776,339	3%
● Intergovernmental Revenues	\$3,311,549	1%

Total revenues saw an increase of \$25.6 million from the previous year, largely driven by rising property values and capital grants and contributions. However, charges for services and operating grants and contributions experienced a decline compared to the prior year.

### expenditures

## Total Expenditures by Source: \$566.1 Million

Public safety represents the largest portion of governmental activity spending, making up 59%, or approximately \$330.5 million. Total expenditures rose by \$8.3 million compared to the previous year, primarily due to increased personnel costs in public safety. Capital improvement projects funded by the American Rescue Plan have also contributed to the rise in expenditures. In contrast, human services experienced a decrease of \$16.5 million in payments to the Agency for Healthcare Administration (AHCA) related to the statewide Medicaid managed care hospital payment program.



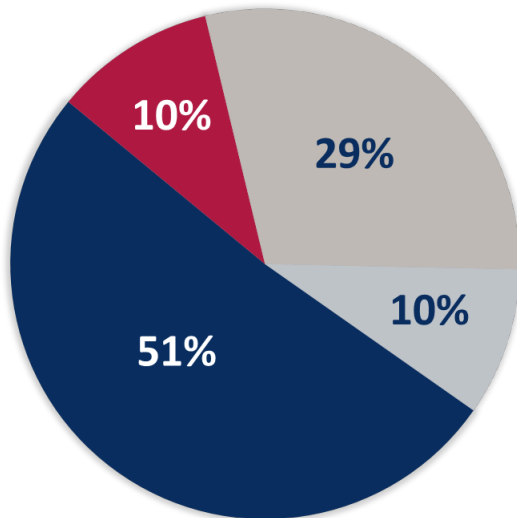
● General Government	\$80,357,521	14%	● Human Services	\$45,805,209	8%
● Public Safety	\$330,462,839	59%	● Culture & Recreation	\$19,986,866	4%
● Physical Environment	\$6,563,142	1%	● Court-Related	\$13,212,674	2%
● Transportation	\$58,098,850	10%	Interest on Long-Term Debt*	\$1,344,270	< 1%
● Economic Environment	\$10,291,318	2%			

\*Interest on Long-Term Debt is not reflected in the pie chart.

# Business-Type Activities

## Total Revenues by Source: \$114.5 Million

### *revenues*



The County uses an enterprise fund to account for all of the business-type activities. This fund includes solid waste disposal, and water and wastewater utilities. The predominant source of revenue, 51%, comes from user fees and charges that are intended to cover a significant portion of the fund's operational costs.

● Charges for Services	\$58,599,878	51%
● Operating Grants & Contributions	\$11,729,665	10%
● Capital Grants & Contributions	\$33,278,770	29%
● Miscellaneous	\$10,854,394	10%

Total revenues increased by \$11.8 million from the prior year, mostly in the operating grants and contributions category as a result of increased water and wastewater connection fees collected from new construction this year.

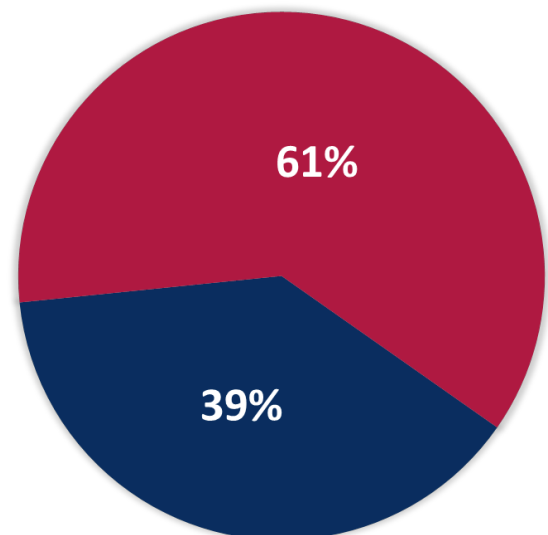
### *expenses*

## Total Expenses by Source: \$67.7 Million

Expenses for business-type activities totaled \$67.7 million for fiscal year 2025, 61% of which was related to water and wastewater services and 39% for solid waste disposal.

Overall, business-type expenses increased by \$6.1 million from the prior year due to increased expenses associated with the provision of closure and post-closure care of the County's landfill and pollution remediation liability estimates. The solid waste fund experienced an operating loss for the year, due to increases in closure and post-closure costs and contractual services for yard waste disposal.

Operating income/loss is the difference between the operating revenues and the operating expenses for each business-type activity.



● Solid Waste	\$26,167,289	39%
● Water and Wastewater	\$41,485,619	61%

# County Taxes

**PROPERTY TAXES** are ad valorem taxes levied on the taxable value of real and tangible personal property in the County and are the largest source of tax revenue received.

**INFRASTRUCTURE SURTAX** is a one-cent discretionary sales tax enacted by a majority vote of the Board of County Commissioners and approved by voters in a countywide referendum. The proceeds of this surtax are restricted to public safety capital facilities, capital equipment needs, and transportation infrastructure. Public safety includes law enforcement, fire, animal control, and emergency medical services. A statutory formula is used to calculate the share of funds that are distributed to Marion County and the following five municipalities: (1) Ocala; (2) Belleview; (3) Dunnellon; (4) McIntosh; and (5) Reddick.

**SALES TAX** is a half-cent sales tax collected by the State of Florida and returned to counties for general operational purposes.

**TOURIST DEVELOPMENT TAX** is collected from rental lodging and used to promote tourism in the County.

**COMMUNICATIONS SERVICES TAX** are taxes levied on communication services such as cable television and cell phone services.

**LOCAL OPTION FUEL TAX** is a tax levied on each gallon of motor fuel and diesel sold in the County. The tax proceeds are shared by the County and cities and used solely for the construction and maintenance of roads.

**STATE REVENUE SHARING** is a percentage of net cigarette tax collections and net sales and use tax collected by the State of Florida. These funds are shared with counties according to an allocation formula based on three factors: (1) county population; (2) unincorporated county population; and (3) county sales tax collections.

**OTHER TAXES** include mobile home licenses, alcohol beverage licenses, racing (pari-mutuel) taxes, and cardroom taxes.

COUNTY TAXES	FY 2025	FY 2024	INCREASE / (DECREASE)	PERCENT CHANGE
Property Taxes	\$263,739,138	\$230,730,633	\$33,008,505	14.31%
Infrastructure Surtax	\$71,247,707	\$69,273,957	\$1,973,750	2.85%
Sales Tax	\$37,098,834	\$36,218,896	\$879,938	2.43%
Communications Services Tax	\$2,229,373	\$2,098,990	\$130,383	6.21%
Local Option Fuel Tax	\$27,522,669	\$26,499,809	\$1,022,860	3.86%
State Revenue Sharing	\$15,104,407	\$14,577,556	\$526,851	3.61%
Tourist Development Tax	\$6,160,912	\$5,481,507	\$679,405	12.39%
Other Taxes	\$1,045,253	\$1,063,806	(\$18,553)	(1.74%)
<b>Total Taxes</b>	<b>\$424,148,293</b>	<b>\$385,945,154</b>	<b>\$38,203,139</b>	<b>9.90%</b>

# Property Taxes

## *your tax bill*

If you own property in Marion County, your annual tax payment funds much more than county government. Your property tax bill is composed of millage rate levies from multiple taxing authorities. Millage rates from Marion County and Marion County Public Schools will appear on all property owners' tax bills (countywide). Some property owners also pay taxes to a special taxing district and a municipality.

### MILLAGE RATES (COUNTYWIDE)

	FY 2025	FY 2024	FY 2023	FY 2022	FY 2021
Marion County	4.2900	4.2900	4.2900	4.4200	4.4200
Marion County Public Schools	6.3230	6.4390	6.5050	6.9030	7.0180

Millage:  
One "mill" is equal to \$1 for every \$1,000 of assessed property value.



### CALCULATE THE TAXABLE VALUE OF YOUR PROPERTY

Step 1: Assessed Value of Property minus Exemption(s) = Taxable Value

Step 2: (Taxable Value divided by 1,000) x Total Millage Rate = Total Property Tax

### BREAKDOWN OF THE COUNTYWIDE PORTION OF A PROPERTY TAX BILL Based on a Taxable Value of \$300,000 Total Taxes: \$3,183.90

Note: For illustrative purposes only. Amounts shown do not include cities, unincorporated areas, or any other applicable taxing district. Total tax is calculated net of applicable exemptions: \$25,000 for public schools and \$50,000 for all other taxing authorities.



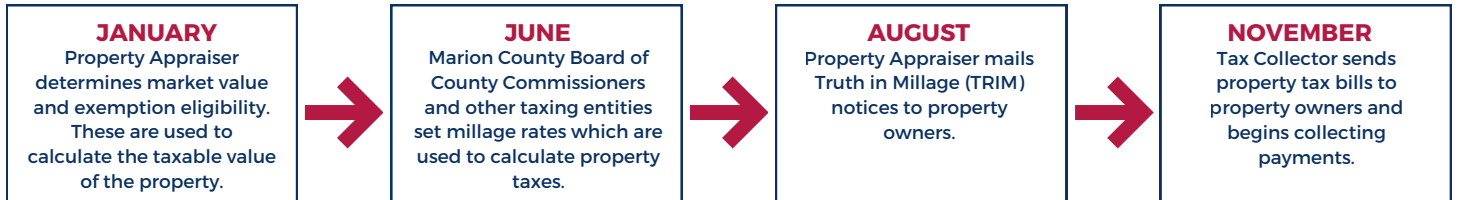
Marion County Public Schools  
6.3230 Mills  
\$1,896.90, 60.0%

Marion County  
4.2900 Mills  
\$1,287.00, 40.0%

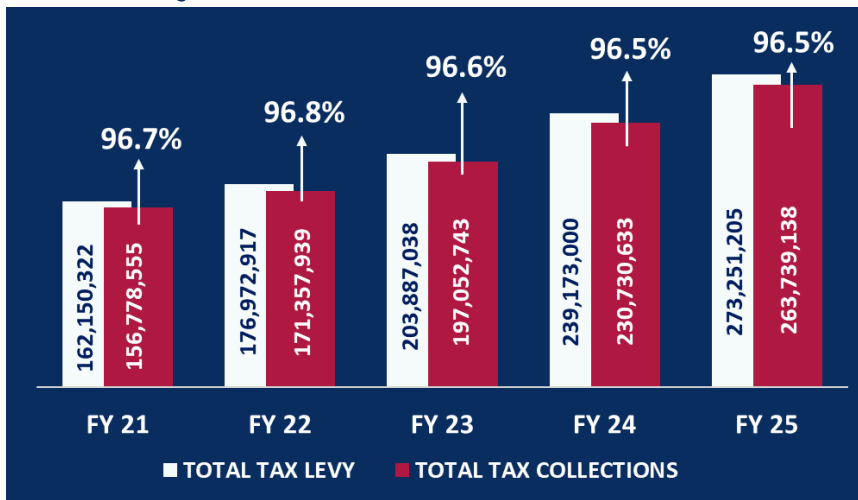
# Property Taxes

## property tax cycle

The property tax cycle extends from January to November. Each year, the Property Appraiser, taxing authorities, and Tax Collector follow a series of statutory processes prior to property owners receiving their bill. The governing body of each taxing authority votes to set its millage rates at a public hearing.




## property tax levies and collections



Property taxes are the largest single source of funding for Marion County with tax collections historically averaging between 33-35% of the County's total revenue. In fiscal year 2025, property tax collections exceeded the historical average, reaching 38% of total revenue. Property taxes are considered general revenue and are used to fund a variety of government services.

In fiscal year 2025, the County collected \$263.7 million in property tax revenue. Historically, the County collects, on average, close to 97% of the taxes owed by property owners each year. This consistency in property tax collections allows the County to provide the same level of service to citizens, year after year.

## top ten taxpayers



Source: Marion County Property Appraiser

The top ten taxpayers in the County have the largest individual property tax base; although, combined, they contribute only 4.43% of the County's total property tax revenue. The largest portion of property tax revenue comes from residential properties, collectively, throughout the County.

# Cash & Investments

## Priority Investment Strategy to Protect Taxpayer Funds

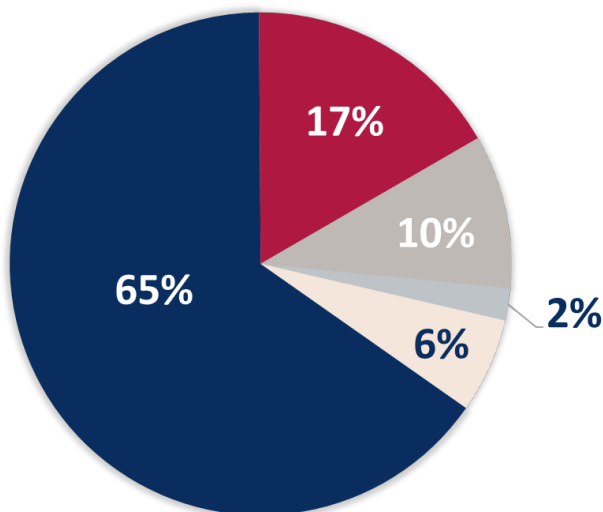
### SAFETY • LIQUIDITY • YIELD

In order to protect taxpayer funds, Florida law limits the type of investments that a government can invest in unless the governing body formally adopts a comprehensive investment policy. The Board of County Commissioners and the Clerk of Court and Comptroller adopted investment policies on October 3, 2000, followed by the Tax Collector on October 20, 2006. These investment policies were created pursuant to Florida law and established permissible investments, asset allocation limits, issuer limits, credit rating requirements, and maturity limits to safeguard the County's cash and investment assets.

As of September 30, 2025, the County's cash and investment portfolio totaled \$820.4 million, diversified among multiple securities. The largest portion of approximately \$414 million, is invested in Florida Prime, a government investment pool with conservative investment policies, a high level of transparency, and easily accessible liquidity.

The County's cash deposits are held by a bank that qualifies as a public depository under the Florida Security for Public Deposits Act; therefore, these funds are fully insured by the Public Deposits Trust Fund.

### Total Cash and Investments: \$820.4 Million



● Cash & Cash Equivalents	\$535,038,007	65%
● Money Market Funds	\$137,415,683	17%
● Corporate Obligations	\$80,981,440	10%
● Federal Instrumentalities	\$16,984,010	2%
● U.S. Treasury Securities	\$49,972,023	6%

**Cash & Cash Equivalents** comprise the most liquid assets, including currency on hand, demand deposits, and short-term, highly liquid investments readily convertible to known cash amounts. These investments must have original maturities of three months or less, presenting insignificant risk of value changes.

**Money Market Funds** are low-risk mutual funds that invest in high-quality, short-term debt securities (i.e.: U.S. treasuries, municipal bonds) to maintain a stable, generally constant \$1 per-share net asset value (NAV). They offer high liquidity, acting as cash equivalents for managing short-term cash flows.

**Corporate Obligations** (or corporate bonds) are debt securities issued by a private or public corporation to raise capital for business expansion, acquisitions, or refinancing debt. When held as investments by a governmental entity, these are treated as fixed-income securities, representing a legal obligation for the issuing company to pay interest and repay principal, but they do not confer ownership in the corporation.

**Federal Instrumentalities** are financial holdings in entities created by the U.S. government to perform public-purpose functions, such as Fannie Mae, Freddie Mac, or the Federal Reserve. These agencies operate independently but are government-backed, offering lower-risk investments, often with tax benefits and high liquidity.

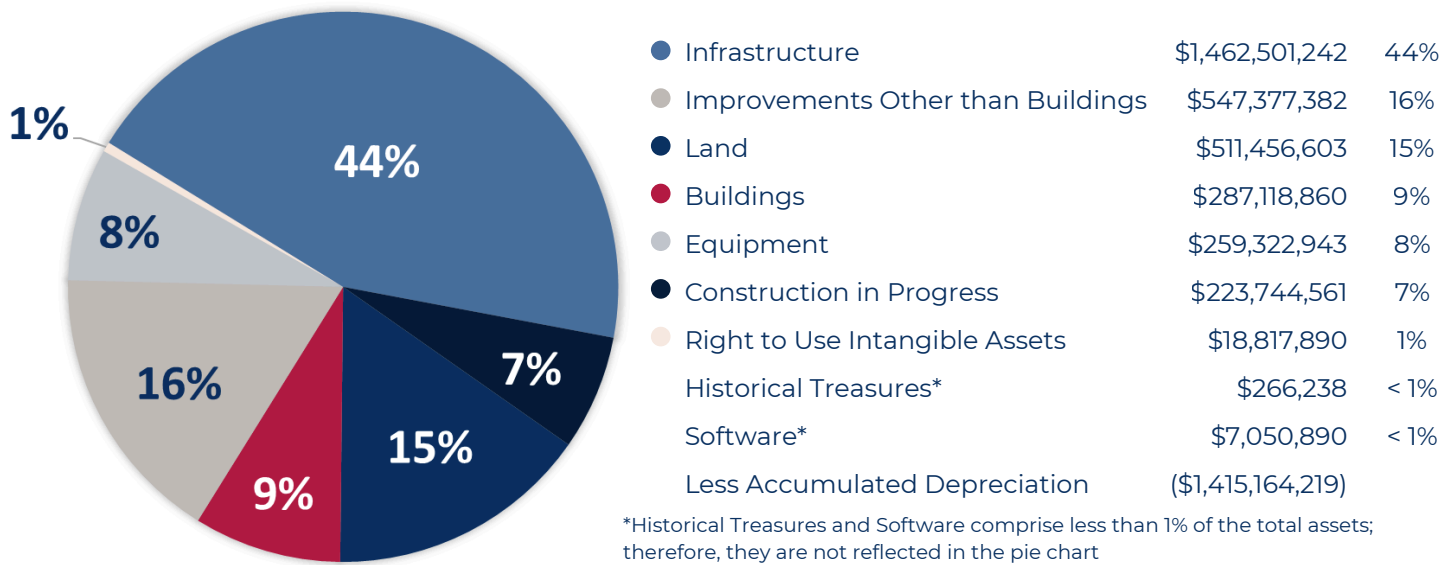
**U.S. Treasury Securities** are low-risk, interest-bearing debt instruments issued by the U.S. Department of the Treasury to finance government operations. They are backed by the "full faith and credit" of the U.S. government, making them highly safe investments. Investors essentially lend money to the government, which is repaid at a future date.

# Capital Assets

The County's investment in capital assets as of September 30, 2025 amounts to \$1.9 billion, net of accumulated depreciation. During fiscal year 2025, construction in progress related to governmental activities increased by \$9.7 million from the prior year. System improvements related to business-type activities increased by \$42.0 million from the prior year.

Infrastructure, such as roads, account for the largest portion of County-owned assets at 44%.

## Capital Assets: \$1.9 Billion



## Major Construction Commitments Outstanding as of September 30, 2025

PROJECTS	SPENT TO DATE	REMAINING COMMITMENT
Road & Bridge Projects	\$8,691,139	\$13,376,847
Drainage Retention Area Repairs	\$313,912	\$406,517
Facilities Management & Improvements	\$1,270,669	\$3,191,977
Animal Center Construction	\$10,620,421	\$8,994,891
Public Library Expansion	\$5,591,777	\$3,202,019
State Attorney Office Expansion	\$2,940,716	\$2,798,335
Fire Station Construction	\$196,381	\$7,430,484
Fire Station Remodels	\$3,370,713	\$173,416
Parks Improvements & Renovations	\$5,063,690	\$1,722,696
American Rescue Plan Projects	\$25,240,430	\$14,983,345
MSTU Road Improvements	\$471,865	\$502,079
Water & Sewer Projects	\$21,381,693	\$6,077,316
<b>TOTAL</b>	<b>\$85,153,406</b>	<b>\$62,859,922</b>

# Long-Term Liabilities

The County's outstanding long-term liabilities include bonds payable, notes from direct borrowings, leases payable, subscription-based information technology (SBITA) payable, claims payable, compensated absences, other post employment benefits, net pension liability, accrued landfill closure costs and remediation costs. As of September 30, 2025, the total long-term liability balance amounts to \$496.2 million, with \$25.5 million due within one year. Long-term liabilities are paid by multiple revenue sources, including but not limited to, general revenue of the General Fund, ad valorem taxes of the Fire Rescue and EMS Fund, ad valorem taxes of the MSTU for Law Enforcement Fund, half-cent sales tax, and revenues generated by the Solid Waste and Utilities Funds.

Debt proceeds from revenue bonds, leases, and notes from direct borrowings have been used to fund the construction of roads, improve or acquire utility infrastructure, purchase network servers and fire trucks, and lease equipment, buildings and land.

In fiscal year 2025, Marion County maintained a conservative debt per capita at \$235. Debt per capita is the primary government's total debt divided by the current population.

Outstanding Debt (\$ in Millions)	Governmental Activities	Business-Type Activities	Total	Due Within One Year
	FY 2025	FY 2025	FY 2025	
Revenue Bonds	18.5	39.1	57.6	7.5
Special Assessment Bonds	6.7		6.7	0.6
Notes from Direct Borrowings	1.4	22.3	23.7	3.1
Leases Payable	11.7	0.1	11.8	0.9
SBITA Payable	1.6	0.3	1.9	1.0
Claims Payable	8.4		8.4	1.7
Compensated Absences	36.1	1.6	37.7	7.5
Other Post Employment Benefits	25.2	0.9	26.1	1.3
Net Pension Liability	274.5	7.3	281.8	
Landfill Closure Costs		37.6	37.6	0.6
Pollution Remediation Costs		2.9	2.9	1.3
<b>Total Long Term Liabilities</b>	<b>384.1</b>	<b>112.1</b>	<b>496.2</b>	<b>25.5</b>

**Revenue Bonds** are long-term debt obligations issued by governments, often used to finance equipment, facilities or infrastructure. The government pledges a specific revenue source as collateral for principal and interest payments.

**Special Assessment Bonds** are long-term debt obligations in which a tax assessment is levied against the benefiting property owners. The tax assessment is used as the source of repayment. Special assessment debt is most often used to pay for road improvements in housing subdivisions.

**Leases Payable** are long-term debt obligations based on contracts that convey a right to use another entity's nonfinancial asset for an extended period of time. Nonfinancial assets include buildings, land, vehicles, and equipment.

**Subscription-Based Information Technology Arrangements (SBITA)** are contracts that convey control of the right to use another party's information technology software, alone or in combination with tangible capital assets.

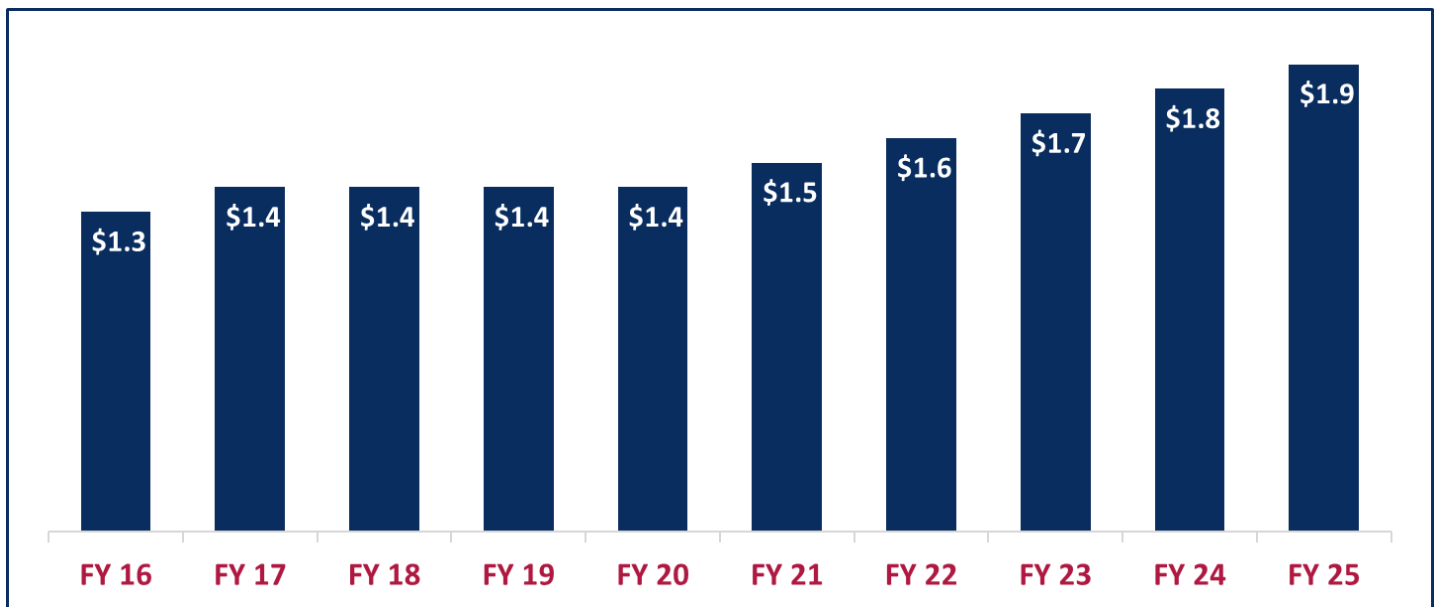
**Notes from Direct Borrowings** are long-term financing agreements between the governmental entity and the direct lender. This type of debt is most commonly associated with bank loans.

# Financial Sustainability

## *net position*

Financial sustainability exists when a governmental entity maintains a long-term financial condition that ensures all operating expenses can be paid without reducing the level of service to future generations. Evaluating net position, over time, can be a useful indicator of the government's financial stability. Economic conditions, such as inflation, natural disasters, or a health crisis also should be taken into consideration when evaluating financial trends as these conditions may also cause a significant impact to net position. In addition to net position, nonfinancial factors, such as changes in the County's property tax base or the condition of County facilities and infrastructure should also be considered.

### **Net Position - Governmental Activities (in billions)**



## *fund balance*

Fund balance is used as a resource to mitigate long-term financial risk by providing enough liquidity to meet seasonal shortfalls in cash flow and reduce susceptibility to emergency or unanticipated expenditures and/or revenue shortfalls. It is the goal of the County to maintain an unassigned fund balance in the general fund sufficient to cover 20% of recurring expenditures, excluding constitutional officers, capital outlay, debt service, and grant funded expenditures. If, at the end of any fiscal year, the actual amount of an unassigned fund balance falls below the targeted levels, the Board of County Commissioners prepares a budget plan, inclusive of any necessary budgetary adjustments, to restore the minimum fund balance requirement.

The total unassigned fund balance as of September 30, 2025 was \$31 million (or 25.4%) of the general fund recurring expenditures.



*The Popular Annual Financial Report is Prepared Under the Supervision of*

**Gregory C. Harrell**

**Marion County Clerk of Court and Comptroller**

---

[www.marioncountyclerk.org](http://www.marioncountyclerk.org)

[financedepartment@marioncountyclerk.org](mailto:financedepartment@marioncountyclerk.org)

352-671-5520



@marionflclerk

*photo credits:*

Marion County Fire Rescue

Marion County Parks & Recreation

Marion County Public Relations

Ocala/Marion County Visitors and Convention Bureau



Gregory C. Harrell

Here to Serve and Protect the Public Trust

[www.marioncountyclerk.org](http://www.marioncountyclerk.org)