



Marion County Board of County Commissioners



Investment Performance Review For the Fiscal Year Ended September 30, 2018

Investment Advisors

PFM Asset Management LLC

Steven Alexander, CTP, CGFO, CPPT, Managing Director
James P. Sims, CFA, Director
Jason Human, Client Manager
Sean Gannon, Senior Analyst

213 Market Street
Harrisburg, PA 17101
717.232.2723
717.233.6073 fax

300 South Orange Avenue
Suite 1170
Orlando, FL 32801
407.648.2208
407.648.1323 fax

Tab I

- Summary of Investment Balances and Investment Earnings

Tab II

- Executive Summary
- Pooled Operating Fund

Tab III

- Asset Allocation Chart
- Important Disclosures

Tab I

Marion County Board of County Commissioners								
Summary of Investment Balances and Interest Income as of September 30, 2018								
Investments ¹					Enterprise Funds			Total
	General Fund	Special Revenue	Debt Service	Capital Project	Solid Waste	Utility	Internal Service	
Corporate Obligations	12,842,872	19,342,683	-	-	22,361,740	10,333,863	6,532,392	71,413,550
Federal National Mtg Assc.	1,295,921	1,951,791	-	-	2,256,431	1,042,748	659,157	7,206,048
Federal Home Loan Bank	383,130	577,032	-	-	667,097	308,281	194,875	2,130,415
Federal Home Loan Mtg Corp.	441,273	664,602	-	-	768,335	355,065	224,449	2,453,723
Unites States Treasury	6,720,973	10,122,475	-	-	11,702,417	5,407,950	3,418,552	37,372,368
Municipal Bonds	483,912	728,821	-	-	842,577	389,374	246,137	2,690,820
Total Securities	\$ 22,168,081	\$ 33,387,404	\$ -	\$ -	\$ 38,598,597	\$ 17,837,280	\$ 11,275,561	\$ 123,266,923
Suntrust Money Market Fund	61,081	91,995	-	-	106,353	49,148	31,068	339,646
Florida Prime (SBA)	1,605,741	76,152,133	3,417,249	43,180,707	9,802,298	12,075,773	3,321,060	149,554,962
Total Money Market Funds	1,666,822	76,244,127	3,417,249	43,180,707	9,908,651	12,124,921	3,352,129	149,894,607
Total Investments	23,834,903	109,631,532	3,417,249	43,180,707	48,507,248	29,962,202	14,627,689	273,161,530
Interest Income²	548,887	1,861,991	84,415	623,202	399,069	218,943	76,662	3,813,169

Notes:

- Investment balances are reported on market value, not including accrued interest.
- The balances shown on this page are based on trade settlement date. The balances shown on other pages of this report include forward settling trades (trades that have not settled as of month end but will in the following month(s)); this is to comply with GASB accrual accounting reporting requirements.
- Investment earnings are reported on total return basis with accrued interest.

Pooled Operating Portfolio Fact Sheet

Ending Balance as of September 30, 2018	Balances		Average Duration (in Years)	Since Inception	
				Last 12 Months	March 31, 2004
Market Value	\$123,266,863.00		Pooled Operating Portfolio	1.73	1.65
Amortized Cost	\$124,842,521.00		Merrill Lynch 1-3 Year U.S. Treasury Benchmark	1.80	1.76
Total Return	Portfolio	Benchmark	Realized Gains/(Loss) on Sells	Fiscal Year 2018	Fiscal Year 2017
Quarterly Return	0.45%	0.19%	Pooled Operating Portfolio	\$ (261,103.79)	-\$20,297.99
Annual Return	0.50%	0.04%	Interest Earnings	Last 12 Months	Since Inception ²
Since Inception - March 31, 2004	2.27%	1.88%	Pooled Operating Portfolio	\$ 2,176,721.58	\$39,395,636.61
Return in Dollars over the Benchmark ¹	Last 12 Months	Since Inception ²	Standard & Poor's Credit Ratings	Last 12 Months	Since Inception ²
Pooled Operating Fund	\$567,027.57	\$6,930,679.37	Pooled Operating Portfolio	AA+	AA+

Notes:

1. Based on market value as of September 30, 2018.
2. Pooled Operating Portfolio inception date April 2004.

Tab II

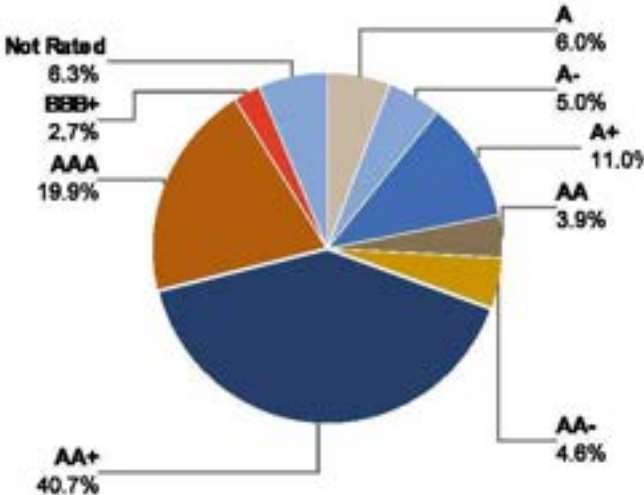
- The Pooled Operating Portfolio is of high credit quality and invested in U.S. Treasury, federal Agency/GSE, federal agency/MBS, federal agency/CMO, asset-backed, supranational, corporate, and municipal securities.
- The Portfolio's annual total return performance of 0.50%, outperformed the benchmark's performance of 0.04% by 0.46%. Since inception, the Portfolio earned 2.27%, versus 1.88% annualized for the benchmark.
- We positioned portfolios with a defensive duration posture for the majority of the past two quarters in light of the Fed's impact on short-term rates. This has benefited portfolio returns as yields across the curve approached new highs for this cycle. Economic Conditions were characterized by:
 - The yield on the 2-year Treasury note rising by 29 basis points to end the quarter at 2.82%,
 - A robust labor market, with the U.S. unemployment rate near 48 year lows,
 - Core inflation near the Fed's 2% target, while oil prices surged and wages trended higher,
 - Consumer confidence is at a near two-decade high, while measures of manufacturing activity are also very strong,
 - As well as, an escalating trade war with China, weakness in emerging market economies and currencies, and political uncertainty.
- While the Fed's policy actions will depend on future economic data, we believe the current strength of the U.S. economy, coupled with a strong labor market and rising inflation, will cause the Fed to continue raising rates at a pace of about one ¼ percent hike per quarter well into 2019. Therefore, we plan to maintain a defensive duration posture to mitigate a portion of interest rate risk relative to benchmarks.

Portfolio Statistics

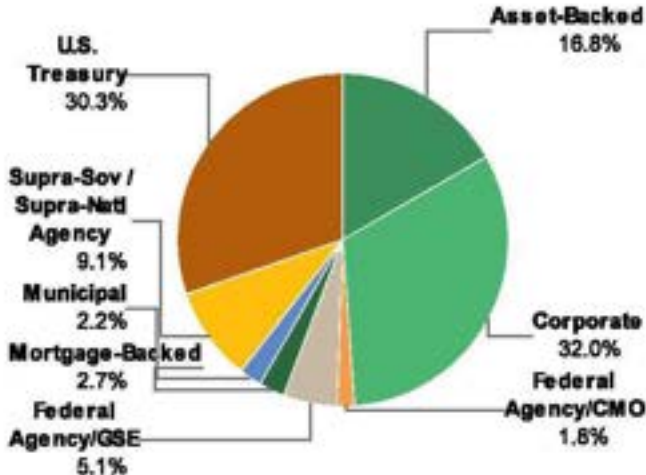
As of September 30, 2018

Par Value:	\$124,896,983
Total Market Value:	\$124,080,897
Security Market Value:	\$123,266,863
Accrued Interest:	\$446,264
Cash:	\$367,770
Amortized Cost:	\$124,842,521
Yield at Market:	2.85%
Yield at Cost:	2.04%
Effective Duration:	1.70 Years
Duration to Worst:	1.79 Years
Average Maturity:	2.33 Years
Average Credit: *	AA

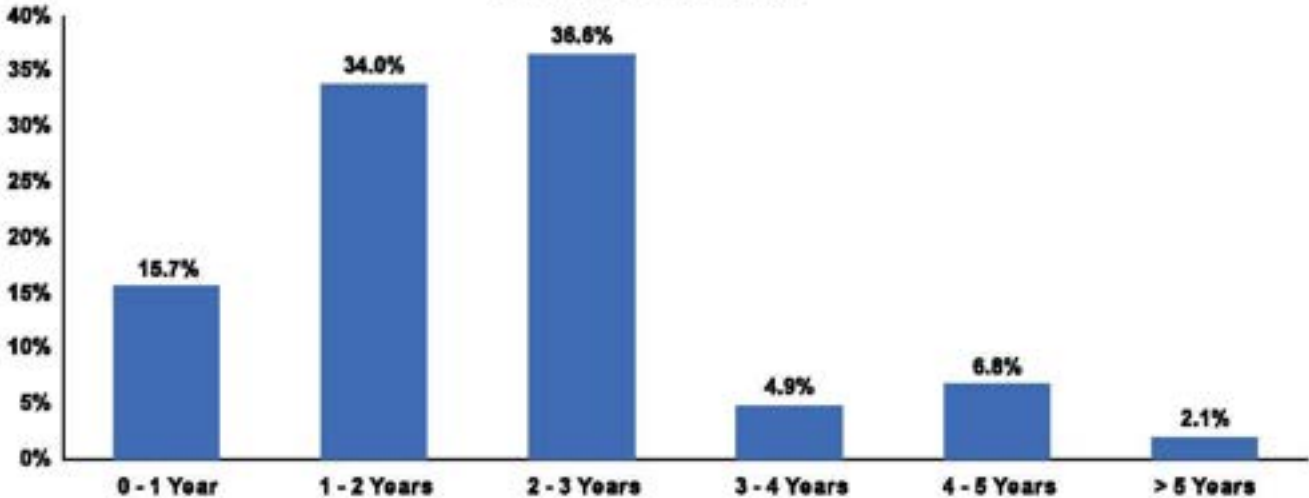
Credit Quality (S&P Ratings)



Sector Allocation



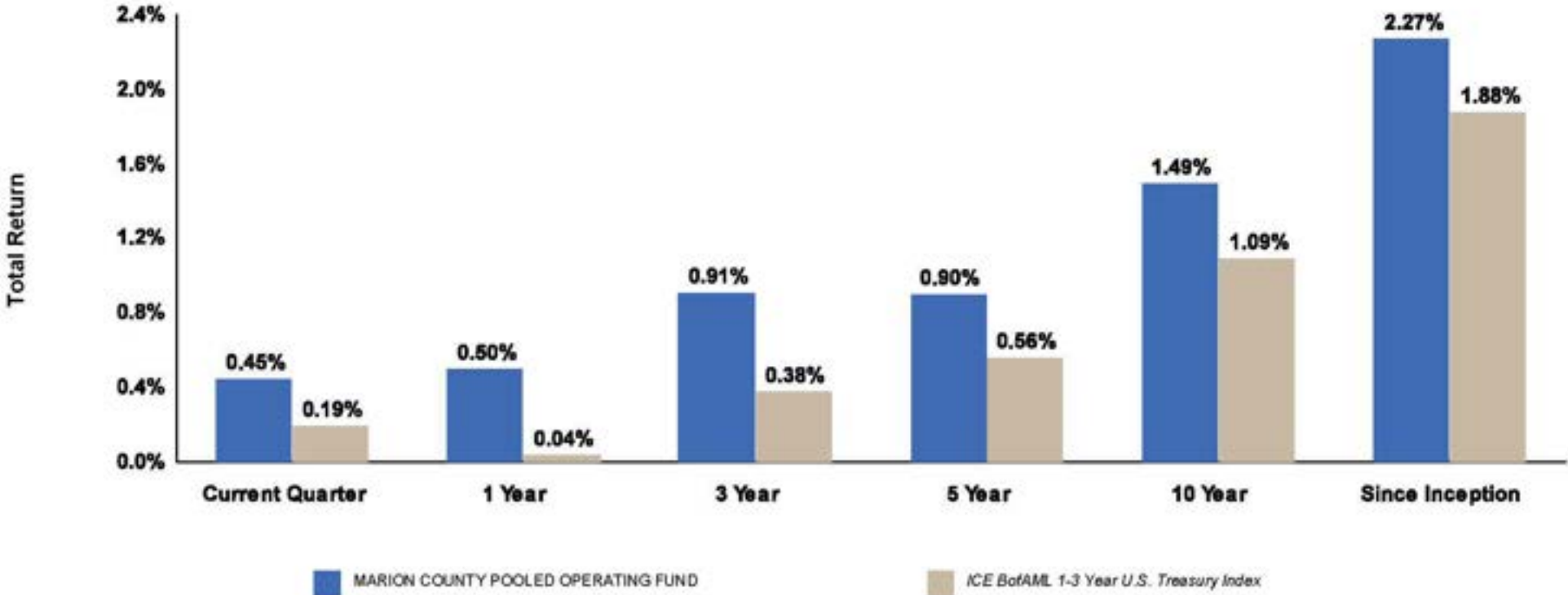
Maturity Distribution



* An average of each security's credit rating assigned a numeric value and adjusted for its relative weighting in the portfolio.

Portfolio Performance (Total Return)

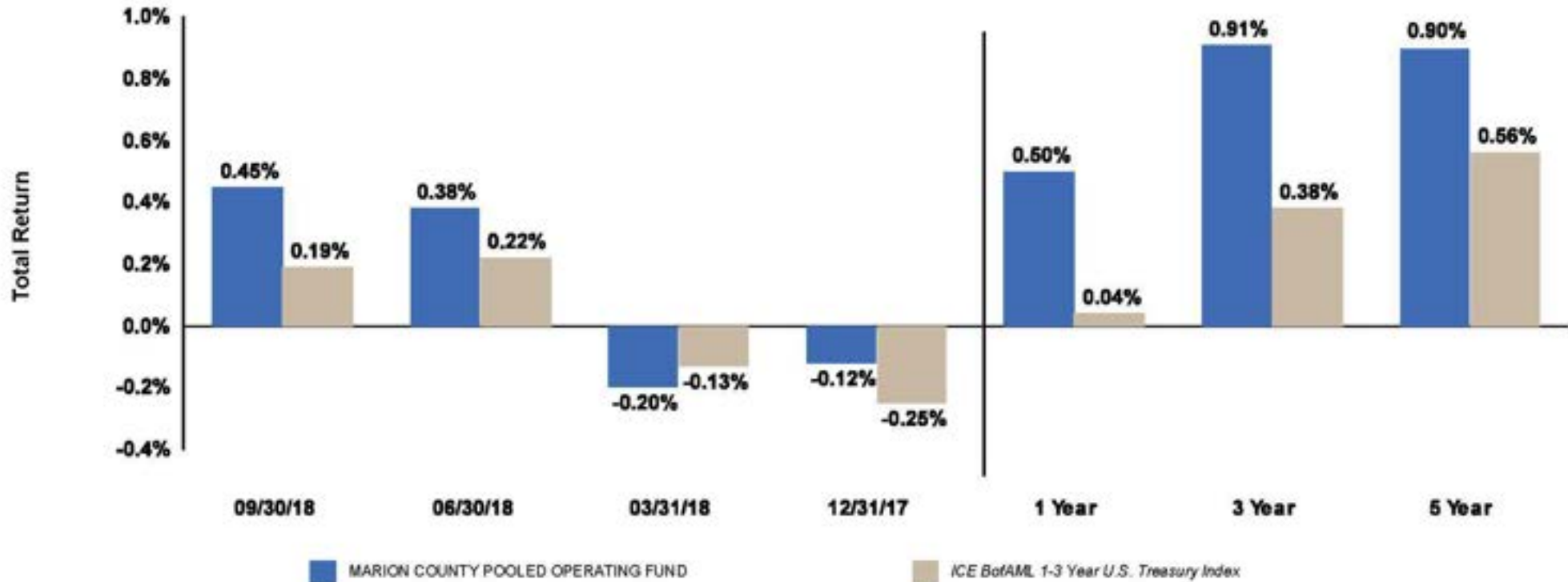
Portfolio/Benchmark	Effective Duration	Current Quarter	Annualized Return				
			1 Year	3 Year	5 Year	10 Year	Since Inception (03/31/04) **
MARION COUNTY POOLED OPERATING FUND	1.70	0.45%	0.50%	0.91%	0.90%	1.49%	2.27%
ICE BofAML 1-3 Year U.S. Treasury Index	1.80	0.19%	0.04%	0.38%	0.56%	1.09%	1.88%
Difference		0.26%	0.46%	0.53%	0.34%	0.40%	0.39%



Portfolio performance is gross of fees unless otherwise indicated. **Since inception performance is not shown for periods less than one year.

Portfolio Performance (Total Return)

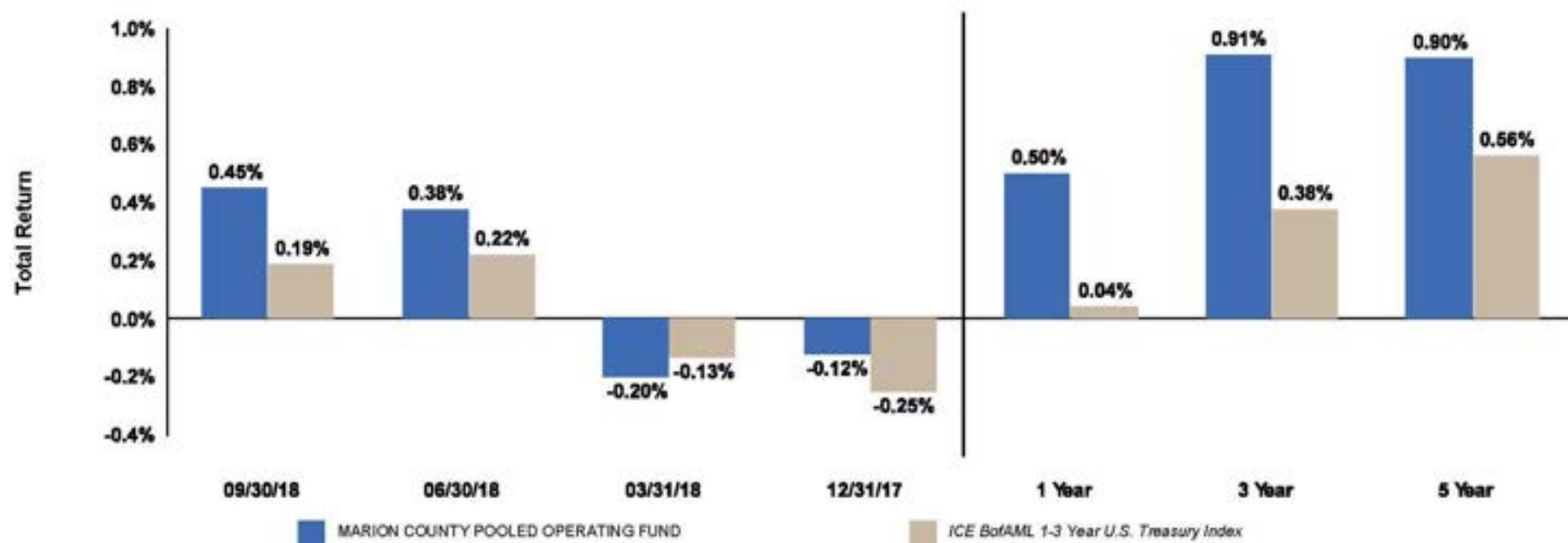
Portfolio/Benchmark	Effective Duration	Quarter Ended				Annualized Return		
		09/30/18	06/30/18	03/31/18	12/31/17	1 Year	3 Year	5 Year
MARION COUNTY POOLED OPERATING FUND	1.70	0.45%	0.38%	-0.20%	-0.12%	0.50%	0.91%	0.90%
ICE BofAML 1-3 Year U.S. Treasury Index	1.80	0.19%	0.22%	-0.13%	-0.25%	0.04%	0.38%	0.56%
Difference		0.26%	0.16%	-0.07%	0.13%	0.46%	0.53%	0.34%



Portfolio performance is gross of fees unless otherwise indicated.

Portfolio Performance (Total Return)

Portfolio/Benchmark	Effective Duration	Quarter Ended				Annualized Return		
		09/30/18	06/30/18	03/31/18	12/31/17	1 Year	3 Year	5 Year
MARION COUNTY POOLED OPERATING FUND	1.70	0.45%	0.38%	-0.20%	-0.12%	0.50%	0.91%	0.90%
<i>Net of Fees **</i>	-	0.43%	0.36%	-0.22%	-0.14%	0.42%	0.83%	0.82%
ICE BofAML 1-3 Year U.S. Treasury Index	1.80	0.19%	0.22%	-0.13%	-0.25%	0.04%	0.38%	0.56%
Difference (Gross)		0.26%	0.16%	-0.07%	0.13%	0.46%	0.53%	0.34%
Difference (Net)		0.24%	0.14%	-0.09%	0.11%	0.38%	0.45%	0.26%



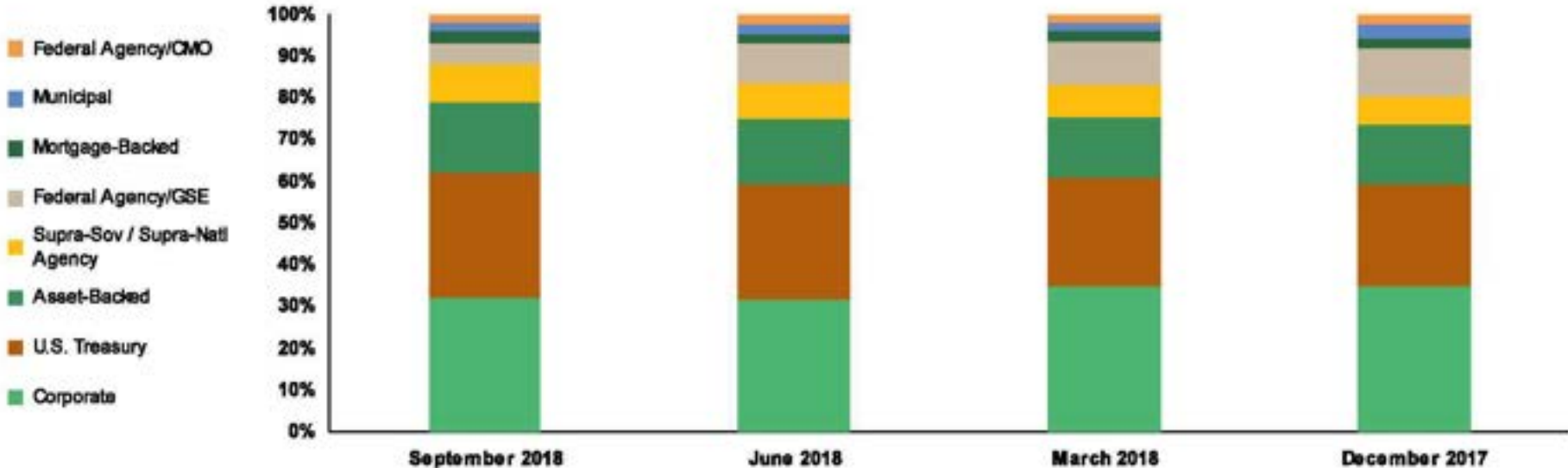
Portfolio performance is gross of fees unless otherwise indicated. ** Fees were calculated based on average assets during the period at the contractual rate.

Portfolio Earnings
Quarter-Ended September 30, 2018

	Market Value Basis	Accrual (Amortized Cost) Basis
Beginning Value (06/30/2018)	\$122,160,197.87	\$123,784,124.83
Net Purchases/Sales	\$1,153,656.11	\$1,153,656.11
Change in Value	(\$46,991.27)	(\$95,260.18)
Ending Value (09/30/2018)	\$123,266,862.71	\$124,842,520.76
Interest Earned	\$602,321.05	\$602,321.05
Portfolio Earnings	\$555,329.78	\$507,060.87

Sector Allocation

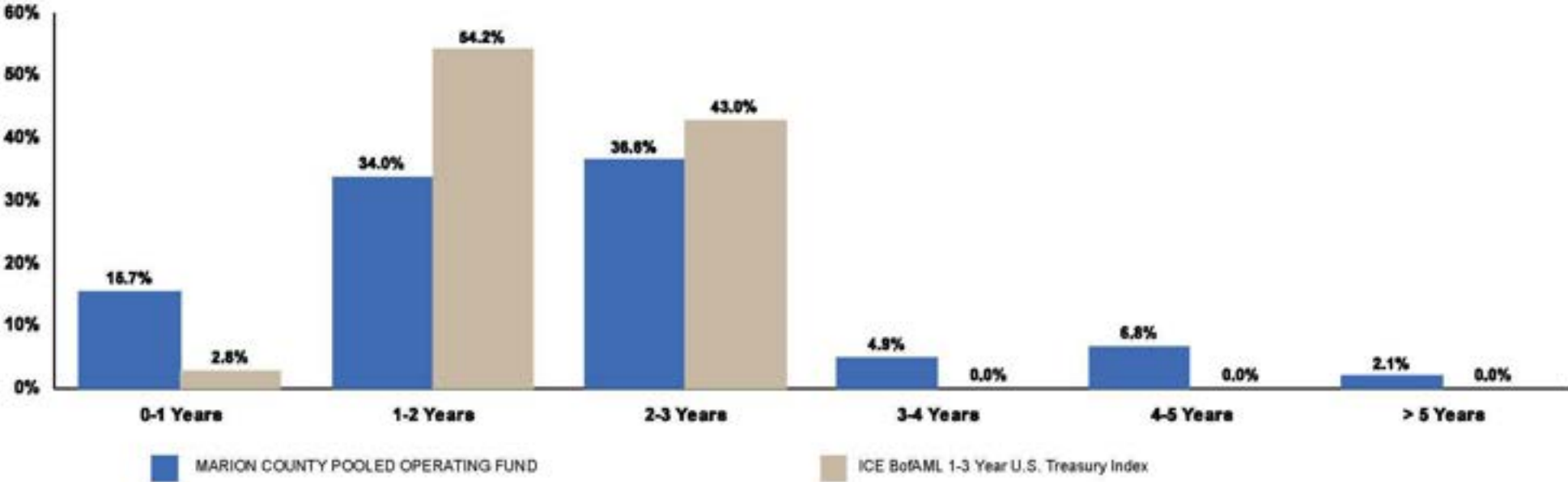
Sector	September 30, 2018		June 30, 2018		March 31, 2018		December 31, 2017	
	MV (\$MM)	% of Total	MV (\$MM)	% of Total	MV (\$MM)	% of Total	MV (\$MM)	% of Total
Corporate	39.5	32.0%	38.9	31.8%	42.6	34.8%	43.0	35.0%
U.S. Treasury	37.4	30.3%	33.9	27.7%	31.8	26.1%	29.9	24.4%
Asset-Backed	20.7	16.8%	19.2	15.7%	17.7	14.5%	17.8	14.5%
Supra-Sov / Supra-Natl Agency	11.2	9.1%	10.6	8.7%	9.9	8.1%	8.1	6.6%
Federal Agency/GSE	6.3	5.1%	11.5	9.4%	12.5	10.2%	14.0	11.4%
Mortgage-Backed	3.3	2.7%	2.6	2.2%	2.9	2.4%	3.2	2.6%
Municipal	2.7	2.2%	2.7	2.2%	2.7	2.2%	4.1	3.3%
Federal Agency/CMO	2.2	1.8%	2.8	2.3%	2.0	1.7%	2.6	2.2%
Total	\$123.3	100.0%	\$122.2	100.0%	\$122.1	100.0%	\$122.8	100.0%



Detail may not add to total due to rounding.

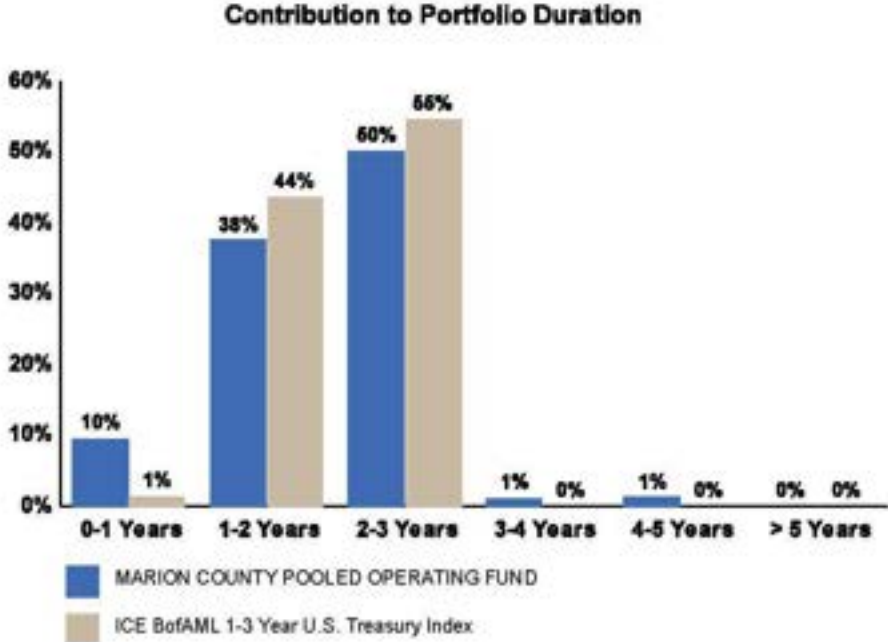
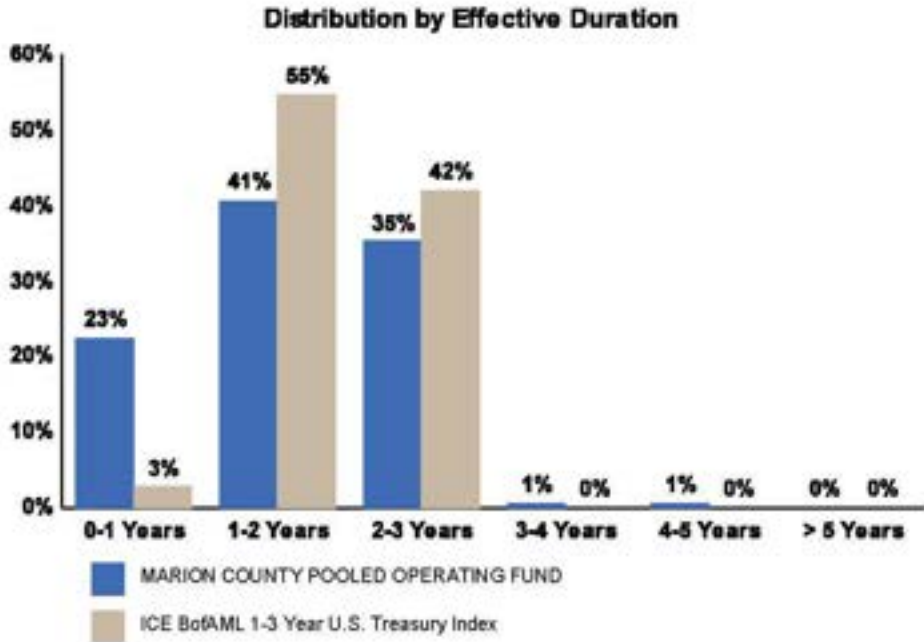
Maturity Distribution
As of September 30, 2018

Portfolio/Benchmark	Yield at Market	Average Maturity	0-1 Years	1-2 Years	2-3 Years	3-4 Years	4-5 Years	>5 Years
MARION COUNTY POOLED OPERATING FUND	2.85%	2.33 yrs	15.7%	34.0%	36.6%	4.9%	6.8%	2.1%
ICE BofAML 1-3 Year U.S. Treasury Index	2.81%	1.94 yrs	2.8%	54.2%	43.0%	0.0%	0.0%	0.0%



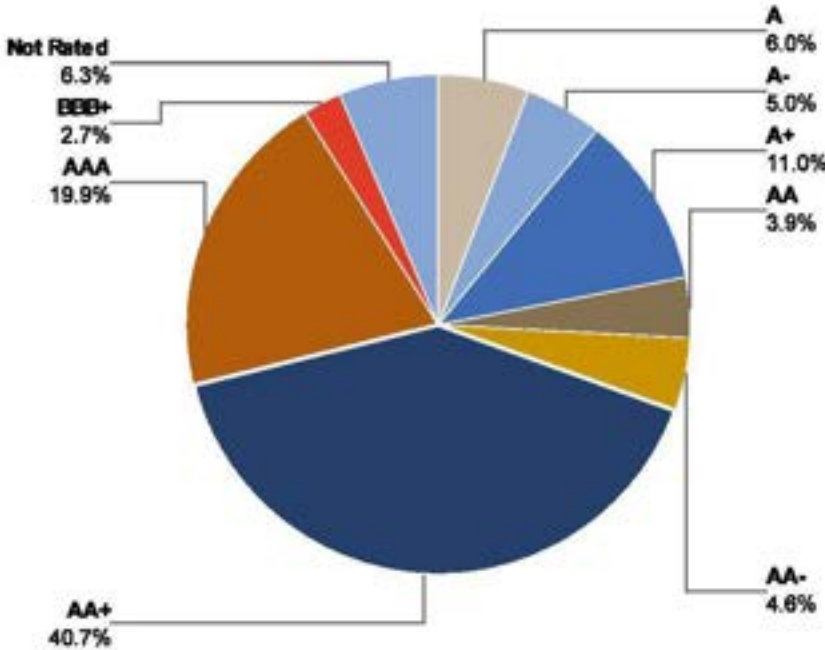
Duration Distribution
As of September 30, 2018

Portfolio / Benchmark	Effective Duration	0-1 YEARS	1-2 YEARS	2-3 YEARS	3-4 YEARS	4-5 YEARS	> 5 YEARS
MARION COUNTY POOLED OPERATING FUND	1.70	22.5%	40.9%	35.4%	0.6%	0.5%	0.0%
ICE BofAML 1-3 Year U.S. Treasury Index	1.80	2.6%	54.9%	42.3%	0.0%	0.0%	0.0%



Credit Quality
As of September 30, 2018

S&P Rating	Market Value (\$)	% of Portfolio
AA+	\$50,128,189	40.7%
AAA	\$24,478,530	19.9%
A+	\$13,591,179	11.0%
Not Rated	\$7,783,743	6.3%
A	\$7,328,893	6.0%
A-	\$6,107,420	5.0%
AA-	\$5,705,120	4.6%
AA	\$4,852,369	3.9%
BBB+	\$3,291,418	2.7%
Totals	\$123,266,863	100.0%



Detail may not add to total due to rounding.

Issuer Distribution
As of September 30, 2018

Issuer	Market Value (\$)	% of Portfolio
UNITED STATES TREASURY	37,372,361	30.3%
FANNIE MAE	7,206,040	5.9%
AMERICAN EXPRESS CO	3,644,580	3.0%
CITIGROUP INC	3,339,860	2.7%
INTER-AMERICAN DEVELOPMENT BANK	3,216,556	2.6%
AFRICAN DEVELOPMENT BANK	3,022,799	2.5%
FLORIDA ST HURRICAN CAT FUND	2,690,820	2.2%
INTL BANK OF RECONSTRUCTION AND DEV	2,571,408	2.1%
FREDDIE MAC	2,453,726	2.0%
ALLY AUTO RECEIVABLES TRUST	2,322,788	1.9%
CNH EQUIPMENT TRUST	2,134,675	1.7%
FEDERAL HOME LOAN BANKS	2,130,405	1.7%
TORONTO-DOMINION BANK	1,855,047	1.5%
TOYOTA MOTOR CORP	1,664,196	1.4%
HYUNDAI AUTO RECEIVABLES	1,646,067	1.3%
BANK OF AMERICA CO	1,616,183	1.3%
GOLDMAN SACHS GROUP INC	1,564,064	1.3%
ROYAL BANK OF CANADA	1,484,547	1.2%

Top 5 = 44.9%

Top 10 = 55.1%

Issuer	Market Value (\$)	% of Portfolio
AMERICAN HONDA FINANCE	1,468,026	1.2%
WAL-MART STORES INC	1,386,721	1.1%
HONDA AUTO RECEIVABLES	1,380,285	1.1%
BANK OF MONTREAL	1,284,786	1.0%
DEERE & COMPANY	1,241,488	1.0%
JP MORGAN CHASE & CO	1,237,209	1.0%
WELLS FARGO & COMPANY	1,235,204	1.0%
WESTPAC BANKING CORP	1,209,309	1.0%
BP PLC	1,209,096	1.0%
INTERNATIONAL FINANCE CORPORATION	1,208,971	1.0%
ASIAN DEVELOPMENT BANK	1,184,093	1.0%
UNILEVER PLC	1,117,391	0.9%
JOHN DEERE OWNER TRUST	1,112,035	0.9%
CATERPILLAR INC	1,062,730	0.9%
PACCAR FINANCIAL CORP	1,034,810	0.8%
THE WALT DISNEY CORPORATION	1,011,743	0.8%
IBM CORP	994,649	0.8%
NISSAN AUTO RECEIVABLES	984,411	0.8%
INTEL CORPORATION	983,994	0.8%
BANK OF NOVA SCOTIA	982,541	0.8%
APPLE INC	965,656	0.8%

Issuer	Market Value (\$)	% of Portfolio
MORGAN STANLEY	888,404	0.7%
BANCO SANTANDER SA	846,669	0.7%
FORD CREDIT AUTO OWNER TRUST	817,566	0.7%
LLOYDS BANKING GROUP PLC	796,901	0.7%
CAPITAL ONE FINANCIAL CORP	783,595	0.6%
CHARLES SCHWAB	775,096	0.6%
PFIZER INC	774,828	0.6%
TOTAL SA	747,529	0.6%
THE BANK OF NEW YORK MELLON CORPORATION	744,083	0.6%
GENERAL DYNAMICS CORP	718,260	0.6%
UNITED PARCEL SERVICE INC	710,851	0.6%
HSBC HOLDINGS PLC	690,536	0.6%
CARMAX AUTO OWNER TRUST	675,866	0.6%
CANADIAN IMPERIAL BANK OF COMMERCE	595,858	0.5%
MERCEDES-BENZ AUTO RECEIVABLES	574,309	0.5%
HERSHEY COMPANY	574,215	0.5%
HOME DEPOT INC	565,809	0.5%
WORLD OMNI AUTO REC TRUST	549,753	0.5%
BB&T CORPORATION	535,993	0.4%
NATIONAL RURAL UTILITIES CO FINANCE CORP	506,450	0.4%
GLAXOSMITHKLINE PLC	474,259	0.4%

Issuer	Market Value (\$)	% of Portfolio
GM FINANCIAL SECURITIZED TERM	424,187	0.3%
PEPSICO INC	374,773	0.3%
FORD CREDIT AUTO LEASE TRUST	344,960	0.3%
HONEYWELL INTERNATIONAL	321,818	0.3%
VISA INC	294,809	0.2%
3M COMPANY	289,507	0.2%
GM FINANCIAL AUTO LEASING TRUST	255,037	0.2%
JOHNSON & JOHNSON	195,958	0.2%
MICROSOFT CORP	187,695	0.2%
Grand Total:	123,266,863	100.0%

Sector/Issuer Distribution

As of September 30, 2018

Sector / Issuer	Market Value (\$)	% of Sector	% of Total Portfolio
Asset-Backed			
ALLY AUTO RECEIVABLES TRUST	2,322,788	11.2%	1.9%
AMERICAN EXPRESS CO	2,512,884	12.2%	2.0%
BANK OF AMERICA CO	857,960	4.1%	0.7%
CAPITAL ONE FINANCIAL CORP	783,595	3.8%	0.6%
CARMAX AUTO OWNER TRUST	675,866	3.3%	0.5%
CITIGROUP INC	2,500,910	12.1%	2.0%
CNH EQUIPMENT TRUST	2,134,675	10.3%	1.7%
FORD CREDIT AUTO LEASE TRUST	344,980	1.7%	0.3%
FORD CREDIT AUTO OWNER TRUST	817,566	4.0%	0.7%
GM FINANCIAL AUTO LEASING TRUST	255,037	1.2%	0.2%
GM FINANCIAL SECURITIZED TERM	424,187	2.1%	0.3%
HONDA AUTO RECEIVABLES	1,380,285	6.7%	1.1%
HYUNDAI AUTO RECEIVABLES	1,646,067	8.0%	1.3%
JOHN DEERE OWNER TRUST	1,112,035	5.4%	0.9%
MERCEDES-BENZ AUTO RECEIVABLES	574,309	2.8%	0.5%
NISSAN AUTO RECEIVABLES	984,411	4.8%	0.8%
TOYOTA MOTOR CORP	797,486	3.9%	0.6%
WORLD OMNI AUTO REC TRUST	549,753	2.7%	0.4%
Sector Total	20,674,794	100.0%	16.8%

Sector / Issuer	Market Value (\$)	% of Sector	% of Total Portfolio
Corporate			
3M COMPANY	289,507	0.7%	0.2%
AMERICAN EXPRESS CO	1,131,696	2.9%	0.9%
AMERICAN HONDA FINANCE	1,468,026	3.7%	1.2%
APPLE INC	965,656	2.4%	0.8%
BANCO SANTANDER SA	846,669	2.1%	0.7%
BANK OF AMERICA CO	758,224	1.9%	0.6%
BANK OF MONTREAL	1,284,786	3.2%	1.0%
BANK OF NOVA SCOTIA	982,541	2.5%	0.8%
BB&T CORPORATION	535,993	1.4%	0.4%
BP PLC	1,209,096	3.1%	1.0%
CANADIAN IMPERIAL BANK OF COMMERCE	595,858	1.5%	0.5%
CATERPILLAR INC	1,062,730	2.7%	0.9%
CHARLES SCHWAB	775,096	2.0%	0.6%
CITIGROUP INC	838,950	2.1%	0.7%
DEERE & COMPANY	1,241,488	3.1%	1.0%
GENERAL DYNAMICS CORP	718,260	1.8%	0.6%
GLAXOSMITHKLINE PLC	474,259	1.2%	0.4%
GOLDMAN SACHS GROUP INC	1,564,064	4.0%	1.3%
HERSHEY COMPANY	574,215	1.5%	0.5%
HOME DEPOT INC	565,809	1.4%	0.5%
HONEYWELL INTERNATIONAL	321,818	0.8%	0.3%
HSBC HOLDINGS PLC	690,536	1.7%	0.6%
IBM CORP	994,649	2.5%	0.8%
INTEL CORPORATION	983,994	2.5%	0.8%

Sector / Issuer	Market Value (\$)	% of Sector	% of Total Portfolio
JOHNSON & JOHNSON	195,958	0.5%	0.2%
JP MORGAN CHASE & CO	1,237,209	3.1%	1.0%
LLOYDS BANKING GROUP PLC	796,901	2.0%	0.6%
MICROSOFT CORP	187,695	0.5%	0.2%
MORGAN STANLEY	888,404	2.2%	0.7%
NATIONAL RURAL UTILITIES CO FINANCE CORP	506,450	1.3%	0.4%
PACCAR FINANCIAL CORP	1,034,810	2.6%	0.8%
PEPSICO INC	374,773	0.9%	0.3%
PFIZER INC	774,828	2.0%	0.6%
ROYAL BANK OF CANADA	1,484,547	3.8%	1.2%
THE BANK OF NEW YORK MELLON CORPORATION	744,083	1.9%	0.6%
THE WALT DISNEY CORPORATION	1,011,743	2.6%	0.8%
TORONTO-DOMINION BANK	1,855,047	4.7%	1.5%
TOTAL SA	747,529	1.9%	0.6%
TOYOTA MOTOR CORP	866,710	2.2%	0.7%
UNILEVER PLC	1,117,391	2.8%	0.9%
UNITED PARCEL SERVICE INC	710,851	1.8%	0.6%
VISA INC	294,809	0.7%	0.2%
WAL-MART STORES INC	1,386,721	3.5%	1.1%
WELLS FARGO & COMPANY	1,235,204	3.1%	1.0%
WESTPAC BANKING CORP	1,209,309	3.1%	1.0%
Sector Total	39,534,889	100.0%	32.1%
Federal Agency/CMO			
FANNIE MAE	1,081,771	50.0%	0.9%

Sector / Issuer	Market Value (\$)	% of Sector	% of Total Portfolio
FREDDIE MAC	1,081,444	50.0%	0.9%
Sector Total	2,163,214	100.0%	1.8%
Federal Agency/GSE			
FANNIE MAE	4,164,584	66.2%	3.4%
FEDERAL HOME LOAN BANKS	2,130,405	33.8%	1.7%
Sector Total	6,294,989	100.0%	5.1%
Mortgage-Backed			
FANNIE MAE	1,959,686	58.8%	1.6%
FREDDIE MAC	1,372,282	41.2%	1.1%
Sector Total	3,331,968	100.0%	2.7%
Municipal			
FLORIDA ST HURRICAN CAT FUND	2,690,820	100.0%	2.2%
Sector Total	2,690,820	100.0%	2.2%
Supra-Sov / Supra-Natl Agency			
AFRICAN DEVELOPMENT BANK	3,022,799	27.0%	2.5%
ASIAN DEVELOPMENT BANK	1,184,093	10.6%	1.0%
INTER-AMERICAN DEVELOPMENT BANK	3,216,556	28.7%	2.6%
INTERNATIONAL FINANCE CORPORATION	1,208,971	10.8%	1.0%
INTL BANK OF RECONSTRUCTION AND DEV	2,571,408	23.0%	2.1%

MARION COUNTY POOLED OPERATING FUND

Portfolio Composition

Sector / Issuer	Market Value (\$)	% of Sector	% of Total Portfolio
Sector Total	11,203,827	100.0%	9.1%
U.S. Treasury			
UNITED STATES TREASURY	37,372,361	100.0%	30.3%
Sector Total	37,372,361	100.0%	30.3%
Portfolio Total	123,266,863	100.0%	100.0%

Quarterly Portfolio Transactions

Trade Date	Settle Date	Par (\$)	CUSIP	Security Description	Coupon	Maturity Date	Transact Amt (\$)	Yield at Market	Realized G/L (BV)
BUY									
7/6/18	7/9/18	417,042	3138EJR42	FNMA POOL #AL2306	3.50%	6/25/27	422,970.44	3.00%	
7/6/18	7/11/18	584,451	3128MFP69	FHLMC POOL #G16545	3.50%	9/15/32	593,237.85	3.17%	
7/11/18	7/18/18	425,000	36255JAD6	GMCAR 2018-3 A3	3.02%	5/16/23	424,900.89	3.03%	
7/17/18	7/25/18	575,000	58772RAD6	MBART 2018-1 A3	3.03%	1/15/23	574,977.92	3.03%	
7/18/18	7/25/18	1,200,000	459058GH0	INTL BANK OF RECONSTRUCTION AND DEV NOTE	2.75%	7/23/21	1,197,192.00	2.83%	
7/18/18	7/25/18	285,000	14313FAD1	CARMAX AUTO OWNER TRUST	3.13%	6/15/23	284,961.15	3.36%	
7/24/18	8/1/18	550,000	98163EAD6	WORLD OMNI AUTO RECEIVABLES TR	3.13%	11/15/23	549,948.63	3.13%	
9/4/18	9/7/18	775,000	717081EM1	PFIZER INC CORP NOTE	3.00%	9/15/21	773,953.75	3.05%	
9/4/18	9/7/18	175,000	904764BF3	UNILEVER CAPITAL CORP	3.00%	3/7/22	174,153.00	3.15%	
9/4/18	9/7/18	175,000	14913Q2N8	CATERPILLAR FINANCIAL SERVICES CORP CORP	3.15%	9/7/21	174,865.25	3.18%	
9/5/18	9/10/18	600,000	24422EUK3	JOHN DEERE CAPITAL CORP CORP NOTES	3.12%	9/10/21	599,814.00	3.14%	
9/10/18	9/17/18	500,000	89114QC71	TORONTO-DOMINION BANK	3.15%	9/17/20	499,895.00	3.16%	
9/11/18	9/14/18	290,000	88579YBA8	3M COMPANY	3.00%	9/14/21	289,405.50	3.07%	
9/18/18	9/21/18	345,000	34531LAD2	FORDL 2018-B A3	3.19%	12/15/21	344,970.85	3.41%	
9/18/18	9/26/18	255,000	36256GAD1	GMALT 2018-3 A3	3.18%	6/20/21	254,979.86	3.19%	
9/20/18	9/21/18	4,750,000	9128285A4	US TREASURY N/B	2.75%	9/15/21	4,733,053.73	2.89%	
Total BUY		11,901,493					11,893,279.82		

INTEREST

7/1/18	7/1/18	655,000	650119AE0	NEW YORK UNIVERSITY CORPORATE NOTE	1.31%	7/1/18	4,306.63		
7/1/18	7/1/18	2,700,000	341271AA2	FL ST BOARD ADMIN FIN CORP TXBL REV BD	2.16%	7/1/19	29,200.50		
7/1/18	7/15/18	877,545	31306YC66	FHLMC POOL #J20993	2.50%	11/1/22	1,828.22		
7/1/18	7/15/18	703,514	3137A9QP4	FHLMC POOL #G16545	4.00%	4/1/41	2,345.05		
7/1/18	7/25/18	229,860	3136AQDQ0	FANNIE MAE SERIES 2015-M13 ASQ2	1.64%	9/1/19	336.25		

MARION COUNTY POOLED OPERATING FUND

Portfolio Activity

Trade Date	Settle Date	Par (\$)	CUSIP	Security Description	Coupon	Maturity Date	Transact Amt (\$)	Yield at Market	Realized G/L (BV)
7/1/18	7/25/18	126,595	3136ANA98	FNMA SERIES 2015-M10 FA	2.40%	3/1/19	231.85		
7/1/18	7/25/18	368,092	3138AUQ42	FNMA POOL #AJ3174	3.50%	10/1/26	1,073.60		
7/1/18	7/25/18	115,204	3136AQSW1	FNMA SERIES 2015-M15 ASQ2	1.89%	1/1/19	182.22		
7/1/18	7/25/18	116,541	3136ANMF1	FNMA SERIES 2015-M8 FA	2.32%	11/1/18	205.67		
7/1/18	7/25/18	810,000	3136B1XP4	FNA 2018-M5 A2	3.56%	9/25/21	2,403.00		
7/1/18	7/25/18	233,379	3136ASPX8	FNMA SERIES 2016-M9 ASQ2	1.78%	6/1/19	347.15		
7/1/18	7/25/18	428,575	3137B5JL8	FHLMC MULTIFAMILY STRUCTURED P	2.66%	2/25/23	953.22		
7/1/18	7/25/18	1,008,098	31417DXZ1	FNMA POOL #AB6995	2.50%	11/1/22	2,100.21		
7/1/18	7/25/18	386,604	31418AFW3	FNMA POOL #MA1080	3.00%	6/1/22	966.51		
7/2/18	7/2/18	0	MONEY0002	MONEY MARKET FUND			2,450.60		
7/8/18	7/8/18	1,000,000	064159KT2	BANK OF NOVA SCOTIA BANK NOTE	2.50%	1/8/21	12,430.56		
7/8/18	7/8/18	355,000	24422ETZ2	JOHN DEERE CAPITAL CORP NOTES	2.35%	1/8/21	4,171.25		
7/10/18	7/10/18	1,200,000	045167DT7	ASIAN DEVELOPMENT BANK NOTE	1.75%	1/10/20	10,500.00		
7/12/18	7/12/18	780,000	02665WBE0	AMERICAN HONDA FINANCE	1.20%	7/12/19	4,680.00		
7/15/18	7/15/18	86,912	34530VAD1	FORD ABS 2015-B A3	1.16%	11/15/19	84.02		
7/15/18	7/15/18	355,000	47788BAD6	JOHN DEERE ABS 2017-B A3	1.82%	10/15/21	538.42		
7/15/18	7/15/18	297,612	47788NAC2	JOHN DEERE ABS 2016-B A3	1.25%	6/15/20	310.01		
7/15/18	7/15/18	1,050,000	02582JHE3	AMERICAN EXPRESS ABS 2017-3 A	1.77%	11/15/22	1,548.75		
7/15/18	7/15/18	870,000	05522RCW6	BANK OF AMERICA ABS 2017-A1 A1	1.95%	8/15/22	1,413.75		
7/15/18	7/15/18	650,000	44891EAC3	HYUNDAI ABS 2016-B A3	1.29%	4/15/21	698.75		
7/15/18	7/15/18	320,000	44891KAD7	HART 2018-A A3	2.79%	7/15/22	744.00		
7/15/18	7/15/18	800,000	14041NFN6	COMET 2017-A4 A4	1.99%	7/17/23	1,326.67		
7/15/18	7/15/18	308,082	14314JAB6	CARMAX ABS 2017-1 A2	1.54%	2/15/20	395.37		
7/15/18	7/15/18	690,000	654747AD6	NISSAN ABS 2017-A A3	1.74%	8/15/21	1,000.50		
7/15/18	7/15/18	450,000	89190BAD0	TOYOTA ABS 2017-B A3	1.76%	7/15/21	660.00		
7/15/18	7/15/18	715,000	02004VAC7	ALLYA 2018-2 A3	2.92%	11/15/22	1,739.83		
7/15/18	7/15/18	810,000	12652VAC1	CNH 2018-A A3	3.12%	7/15/23	2,106.00		
7/15/18	7/15/18	250,000	47787XAC1	JOHN DEERE ABS 2017-A A3	1.78%	4/15/21	370.83		
7/15/18	7/15/18	351,057	02007LAC6	ALLY ABS 2016-3 A3	1.44%	8/15/20	421.27		
7/15/18	7/15/18	250,000	12635YAD5	CNH ABS 2016-C A3	1.44%	12/15/21	300.00		

MARION COUNTY POOLED OPERATING FUND

Portfolio Activity

Trade Date	Settle Date	Par (\$)	CUSIP	Security Description	Coupon	Maturity Date	Transact Amt (\$)	Yield at Market	Realized G/L (BV)
7/15/18	7/15/18	137,695	14312QAB2	CARMAX ABS 2016-4 A2	1.21%	11/15/19	138.84		
7/15/18	7/15/18	295,000	14314XAB5	CARMAX 2018-2 A2	2.73%	8/15/21	671.13		
7/15/18	7/15/18	378,542	65478WAD7	NISSAN ABS 2016-C A3	1.18%	1/15/21	372.23		
7/15/18	7/15/18	355,000	89238MAD0	TOYOTA ABS 2017-A A3	1.73%	2/15/21	511.79		
7/15/18	7/15/18	175,000	18978CAC7	CNH 2017-C A3	2.08%	2/15/23	303.33		
7/15/18	7/15/18	825,000	34531EAD8	FORD ABS 2017-A A3	1.67%	6/15/21	1,148.13		
7/15/18	7/15/18	290,000	47788CAC6	JDOT 2018-A A3	2.66%	4/15/22	642.83		
7/15/18	7/15/18	525,000	44931PAD8	HYUNDAI ABS 2017-A A3	1.76%	8/15/21	770.00		
7/15/18	7/15/18	975,000	02007HAC5	ALLY ABS 2017-2 A3	1.78%	8/15/21	1,446.25		
7/15/18	7/15/18	420,000	02007PAC7	ALLY ABS 2017-1 A3	1.70%	6/15/21	595.00		
7/15/18	7/15/18	362,172	12594DAD0	CNH ABS 2016-B A3	1.63%	8/15/21	491.95		
7/15/18	7/15/18	600,000	12636WAD8	CNH ABS 2017-A A3	2.07%	5/15/22	1,035.00		
7/15/18	7/15/18	525,000	02582JHG8	AMERICAN EXPRESS ABS 2017-4 A	1.64%	12/15/21	717.50		
7/15/18	7/15/18	980,000	02582JHJ2	AMERICAN EXPRESS ABS 2017-6 A	2.04%	5/15/23	1,666.00		
7/15/18	7/15/18	244,973	44930UAD8	HYUNDAI ABS 2016-A A3	1.56%	9/15/20	318.46		
7/17/18	7/17/18	1,075,000	17305EGA7	CITIBANK ABS 2017-A2 A2	1.74%	1/19/21	9,352.50		
7/18/18	7/18/18	1,000,000	06367THQ6	BANK OF MONTREAL	1.50%	7/18/19	7,500.00		
7/18/18	7/18/18	420,000	43814UAG4	HAROT 2018-2 A3	3.01%	5/18/22	1,053.50		
7/18/18	7/18/18	524,190	438124AC3	HONDA ABS 2016-3 A3	1.16%	6/18/19	506.72		
7/20/18	7/20/18	600,000	17305EGK5	CCCIT 2018-A1 A1	2.49%	1/20/23	7,055.00		
7/21/18	7/21/18	585,000	43814TAC6	HONDA ABS 2017-1 A3	1.72%	7/21/21	838.50		
7/23/18	7/23/18	1,250,000	46625HKA7	JPMORGAN CHASE & CO (CALLABLE)	2.25%	1/23/20	14,062.50		
7/29/18	7/29/18	1,500,000	78012KRK5	ROYAL BANK OF CANADA CORP NOTES	1.50%	7/29/19	11,250.00		
7/30/18	7/30/18	1,250,000	94974BGF1	WELLS FARGO & CO CORP BONDS	2.15%	1/30/20	13,437.50		
7/31/18	7/31/18	1,500,000	912828N89	US TREASURY NOTES	1.37%	1/31/21	10,312.50		
7/31/18	7/31/18	4,625,000	912828XM7	US TREASURY NOTES	1.62%	7/31/20	37,578.13		
7/31/18	7/31/18	1,100,000	912828XM7	US TREASURY NOTES	1.62%	7/31/20	8,937.50		
7/31/18	7/31/18	3,350,000	912828H52	US TREASURY NOTES	1.25%	1/31/20	20,937.50		
7/31/18	7/31/18	600,000	912828N89	US TREASURY NOTES	1.37%	1/31/21	4,125.00		
8/1/18	8/1/18	320,000	05531FAZ6	BRANCH BANKING & TRUST (CALLABLE) NOTES	2.15%	2/1/21	3,440.00		

MARION COUNTY POOLED OPERATING FUND

Portfolio Activity

Trade Date	Settle Date	Par (\$)	CUSIP	Security Description	Coupon	Maturity Date	Transact Amt (\$)	Yield at Market	Realized G/L (BV)
8/1/18	8/1/18	0	MONEY0002	MONEY MARKET FUND			1,228.78		
8/1/18	8/15/18	584,451	3128MFP69	FHLMC POOL #G16545	3.50%	9/15/32	1,704.65		
8/1/18	8/15/18	691,111	3137A9QP4	FHLMC POOL #G16545	4.00%	4/1/41	2,303.70		
8/1/18	8/15/18	853,168	31306YC66	FHLMC POOL #J20993	2.50%	11/1/22	1,777.43		
8/1/18	8/25/18	109,620	3136ANA98	FNMA SERIES 2015-M10 FA	2.40%	3/1/19	220.41		
8/1/18	8/25/18	355,273	3138AUQ42	FNMA POOL #AJ3174	3.50%	10/1/26	1,036.21		
8/1/18	8/25/18	964,647	31417DXZ1	FNMA POOL #AB6995	2.50%	11/1/22	2,009.68		
8/1/18	8/25/18	226,759	3136AQDQ0	FANNIE MAE SERIES 2015-M13 ASQ2	1.64%	9/1/19	311.04		
8/1/18	8/25/18	46,738	3136AQSW1	FNMA SERIES 2015-M15 ASQ2	1.89%	1/1/19	73.93		
8/1/18	8/25/18	810,000	3136B1XP4	FNA 2018-M5 A2	3.56%	9/25/21	2,484.95		
8/1/18	8/25/18	421,244	3137B5JL8	FHLMC MULTIFAMILY STRUCTURED P	2.66%	2/25/23	936.92		
8/1/18	8/25/18	218,044	3136ASPX8	FNMA SERIES 2016-M9 ASQ2	1.78%	6/1/19	393.13		
8/1/18	8/25/18	72,940	3136ANMF1	FNMA SERIES 2015-M8 FA	2.32%	11/1/18	141.63		
8/1/18	8/25/18	417,042	3138EJR42	FNMA POOL #AL2306	3.50%	6/25/27	1,216.37		
8/1/18	8/25/18	370,930	31418AFW3	FNMA POOL #MA1080	3.00%	6/1/22	927.32		
8/4/18	8/4/18	540,000	037833CB4	APPLE INC CORP NOTES	1.10%	8/2/19	2,970.00		
8/6/18	8/6/18	190,000	594918BV5	MICROSOFT CORP NOTES	1.85%	2/6/20	1,757.50		
8/13/18	8/13/18	600,000	05565QCX4	BP CAPITAL MARKETS PLC BONDS	2.31%	2/13/20	6,945.00		
8/13/18	8/13/18	1,370,000	89114QBJ6	TORONTO DOMINION BANK NY CORP NOTES	1.45%	8/13/19	9,932.50		
8/13/18	8/13/18	620,000	05565QCX4	BP CAPITAL MARKETS PLC BONDS	2.31%	2/13/20	7,176.50		
8/15/18	8/15/18	250,000	12635YAD5	CNH ABS 2016-C A3	1.44%	12/15/21	300.00		
8/15/18	8/15/18	810,000	12652VAC1	CNH 2018-A A3	3.12%	7/15/23	2,106.00		
8/15/18	8/15/18	237,062	14314JAB6	CARMAX ABS 2017-1 A2	1.54%	2/15/20	304.23		
8/15/18	8/15/18	295,000	14314XAB5	CARMAX 2018-2 A2	2.73%	8/15/21	671.13		
8/15/18	8/15/18	290,000	47788CAC6	JDOT 2018-A A3	2.66%	4/15/22	642.83		
8/15/18	8/15/18	275,093	47788NAC2	JOHN DEERE ABS 2016-B A3	1.25%	6/15/20	286.56		
8/15/18	8/15/18	353,618	65478WAD7	NISSAN ABS 2016-C A3	1.18%	1/15/21	347.72		
8/15/18	8/15/18	61,510	14312QAB2	CARMAX ABS 2016-4 A2	1.21%	11/15/19	62.02		
8/15/18	8/15/18	575,000	58772RAD6	MBART 2018-1 A3	3.03%	1/15/23	967.92		
8/15/18	8/15/18	690,000	654747AD6	NISSAN ABS 2017-A A3	1.74%	8/15/21	1,000.50		

MARION COUNTY POOLED OPERATING FUND

Portfolio Activity

Trade Date	Settle Date	Par (\$)	CUSIP	Security Description	Coupon	Maturity Date	Transact Amt (\$)	Yield at Market	Realized G/L (BV)
8/15/18	8/15/18	715,000	02004VAC7	ALLYA 2018-2 A3	2.92%	11/15/22	1,739.83		
8/15/18	8/15/18	315,148	02007LAC6	ALLY ABS 2016-3 A3	1.44%	8/15/20	378.18		
8/15/18	8/15/18	221,849	44930UAD8	HYUNDAI ABS 2016-A A3	1.56%	9/15/20	288.40		
8/15/18	8/15/18	250,000	47787XAC1	JOHN DEERE ABS 2017-A A3	1.78%	4/15/21	370.83		
8/15/18	8/15/18	450,000	89190BAD0	TOYOTA ABS 2017-B A3	1.76%	7/15/21	660.00		
8/15/18	8/15/18	1,750,000	912828W22	US TREASURY NOTES	1.37%	2/15/20	12,031.25		
8/15/18	8/15/18	600,000	12636WAD8	CNH ABS 2017-A A3	2.07%	5/15/22	1,035.00		
8/15/18	8/15/18	175,000	18978CAC7	CNH 2017-C A3	2.08%	2/15/23	303.33		
8/15/18	8/15/18	355,000	47788BAD6	JOHN DEERE ABS 2017-B A3	1.82%	10/15/21	538.42		
8/15/18	8/15/18	355,000	89238MAD0	TOYOTA ABS 2017-A A3	1.73%	2/15/21	511.79		
8/15/18	8/15/18	525,000	02582JHG8	AMERICAN EXPRESS ABS 2017-4 A	1.64%	12/15/21	717.50		
8/15/18	8/15/18	870,000	05522RCW6	BANK OF AMERICA ABS 2017-A1 A1	1.95%	8/15/22	1,413.75		
8/15/18	8/15/18	825,000	34531EAD8	FORD ABS 2017-A A3	1.67%	6/15/21	1,148.13		
8/15/18	8/15/18	320,000	44891KAD7	HART 2018-A A3	2.79%	7/15/22	744.00		
8/15/18	8/15/18	420,000	02007PAC7	ALLY ABS 2017-1 A3	1.70%	6/15/21	595.00		
8/15/18	8/15/18	525,000	44931PAD8	HYUNDAI ABS 2017-A A3	1.76%	8/15/21	770.00		
8/15/18	8/15/18	500,000	912828W22	US TREASURY NOTES	1.37%	2/15/20	3,437.50		
8/15/18	8/15/18	800,000	14041NFN6	COMET 2017-A4 A4	1.99%	7/17/23	1,326.67		
8/15/18	8/15/18	975,000	02007HAC5	ALLY ABS 2017-2 A3	1.78%	8/15/21	1,446.25		
8/15/18	8/15/18	1,050,000	02582JHE3	AMERICAN EXPRESS ABS 2017-3 A	1.77%	11/15/22	1,548.75		
8/15/18	8/15/18	980,000	02582JHJ2	AMERICAN EXPRESS ABS 2017-6 A	2.04%	5/15/23	1,666.00		
8/15/18	8/15/18	348,659	12594DAD0	CNH ABS 2016-B A3	1.63%	8/15/21	473.59		
8/15/18	8/15/18	47,862	34530VAD1	FORD ABS 2015-B A3	1.16%	11/15/19	46.27		
8/15/18	8/15/18	650,000	44891EAC3	HYUNDAI ABS 2016-B A3	1.29%	4/15/21	698.75		
8/15/18	8/15/18	285,000	14313FAD1	CARMAX AUTO OWNER TRUST	3.13%	6/15/23	495.58		
8/15/18	8/15/18	1,400,000	459058FK4	INTL BANK OF RECON AND DEV SN NOTE	0.87%	8/15/19	6,132.00		
8/16/18	8/16/18	425,000	36255JAD6	GMCAR 2018-3 A3	3.02%	5/16/23	998.28		
8/17/18	8/17/18	750,000	06406HDD8	BNY MELLON CORP NOTE (CALLABLE)	2.60%	8/17/20	9,750.00		
8/18/18	8/18/18	475,916	438124AC3	HONDA ABS 2016-3 A3	1.16%	6/18/19	460.05		
8/18/18	8/18/18	420,000	43814UAG4	HAROT 2018-2 A3	3.01%	5/18/22	1,053.50		

MARION COUNTY POOLED OPERATING FUND

Portfolio Activity

Trade Date	Settle Date	Par (\$)	CUSIP	Security Description	Coupon	Maturity Date	Transact Amt (\$)	Yield at Market	Realized G/L (BV)
8/21/18	8/21/18	585,000	43814TAC6	HONDA ABS 2017-1 A3	1.72%	7/21/21	838.50		
8/22/18	8/22/18	700,000	02665WBA8	AMERICAN HONDA FINANCE CORP NOTES	1.70%	2/22/19	5,950.00		
8/28/18	8/28/18	2,100,000	3135G0P49	FNMA NOTES	1.00%	8/28/19	10,500.00		
8/28/18	8/28/18	1,215,000	3135G0T29	FNMA NOTES	1.50%	2/28/20	9,112.50		
8/31/18	8/31/18	1,550,000	912828L32	US TREASURY NOTES	1.37%	8/31/20	10,656.25		
8/31/18	8/31/18	2,000,000	912828L32	US TREASURY NOTES	1.37%	8/31/20	13,750.00		
8/31/18	8/31/18	2,000,000	912828L32	US TREASURY NOTES	1.37%	8/31/20	13,750.00		
9/1/18	9/1/18	725,000	69371RN93	PACCAR FINANCIAL CORP NOTES	2.80%	3/1/21	10,375.56		
9/1/18	9/15/18	833,044	31306YC66	FHLMC POOL #J20993	2.50%	11/1/22	1,735.51		
9/1/18	9/15/18	574,756	3128MFP69	FHLMC POOL #G16545	3.50%	9/15/32	1,676.37		
9/1/18	9/15/18	680,950	3137A9QP4	FHLMC POOL #G16545	4.00%	4/1/41	2,269.83		
9/1/18	9/25/18	137,471	3136ASPX8	FNMA SERIES 2016-M9 ASQ2	1.78%	6/1/19	204.49		
9/1/18	9/25/18	154,332	3136AQDQ0	FANNIE MAE SERIES 2015-M13 ASQ2	1.64%	9/1/19	211.69		
9/1/18	9/25/18	919,891	31417DXZ1	FNMA POOL #AB6995	2.50%	11/1/22	1,916.44		
9/1/18	9/25/18	55,337	3136ANMF1	FNMA SERIES 2015-M8 FA	2.32%	11/1/18	107.45		
9/1/18	9/25/18	786,856	3136B1XP4	FNA 2018-M5 A2	3.56%	9/25/21	2,376.30		
9/1/18	9/25/18	351,428	3138AUQ42	FNMA POOL #AJ3174	3.50%	10/1/26	1,025.00		
9/1/18	9/25/18	414,351	3137B5JL8	FHLMC MULTIFAMILY STRUCTURED P	2.66%	2/25/23	921.59		
9/1/18	9/25/18	406,779	3138EJR42	FNMA POOL #AL2306	3.50%	6/25/27	1,186.44		
9/1/18	9/25/18	358,345	31418AFW3	FNMA POOL #MA1080	3.00%	6/1/22	895.86		
9/1/18	9/25/18	84,883	3136ANA98	FNMA SERIES 2015-M10 FA	2.40%	3/1/19	170.67		
9/1/18	9/25/18	46,633	3136AQSW1	FNMA SERIES 2015-M15 ASQ2	1.89%	1/1/19	73.76		
9/3/18	9/3/18	745,000	0258M0EE5	AMERICAN EXPRESS CREDIT (CALLABLE) NOTE	2.20%	3/3/20	8,195.00		
9/4/18	9/4/18	910,000	14913Q2A6	CATERPILLAR FINL SERVICE NOTE	1.85%	9/4/20	8,417.50		
9/4/18	9/4/18	230,000	25468PDP8	WALT DISNEY COMPANY CORP NOTES	1.95%	3/4/20	2,242.50		
9/4/18	9/4/18	0	MONEY0002	MONEY MARKET FUND			627.53		
9/6/18	9/6/18	1,225,000	961214DJ9	WESTPAC BANKING CORP NOTES	2.15%	3/6/20	13,168.75		
9/9/18	9/9/18	1,220,000	45950VLQ7	INTERNATIONAL FINANCE CORPORATION NOTE	2.63%	3/9/21	15,445.20		
9/15/18	9/15/18	279,488	02007LAC6	ALLY ABS 2016-3 A3	1.44%	8/15/20	335.39		
9/15/18	9/15/18	250,000	12635YAD5	CNH ABS 2016-C A3	1.44%	12/15/21	300.00		

MARION COUNTY POOLED OPERATING FUND

Portfolio Activity

Trade Date	Settle Date	Par (\$)	CUSIP	Security Description	Coupon	Maturity Date	Transact Amt (\$)	Yield at Market	Realized G/L (BV)
9/15/18	9/15/18	175,000	18978CAC7	CNH 2017-C A3	2.08%	2/15/23	303.33		
9/15/18	9/15/18	355,000	47788BAD6	JOHN DEERE ABS 2017-B A3	1.82%	10/15/21	538.42		
9/15/18	9/15/18	450,000	89190BAD0	TOYOTA ABS 2017-B A3	1.78%	7/15/21	660.00		
9/15/18	9/15/18	1,050,000	02582JHE3	AMERICAN EXPRESS ABS 2017-3 A	1.77%	11/15/22	1,548.75		
9/15/18	9/15/18	980,000	02582JHJ2	AMERICAN EXPRESS ABS 2017-6 A	2.04%	5/15/23	1,666.00		
9/15/18	9/15/18	825,000	34531EAD8	FORD ABS 2017-A A3	1.67%	6/15/21	1,148.13		
9/15/18	9/15/18	320,000	44891KAD7	HART 2018-A A3	2.79%	7/15/22	744.00		
9/15/18	9/15/18	975,000	02007HAC5	ALLY ABS 2017-2 A3	1.78%	8/15/21	1,446.25		
9/15/18	9/15/18	355,000	89238MAD0	TOYOTA ABS 2017-A A3	1.73%	2/15/21	511.79		
9/15/18	9/15/18	200,457	44930UAD8	HYUNDAI ABS 2016-A A3	1.56%	9/15/20	260.59		
9/15/18	9/15/18	250,000	47787XAC1	JOHN DEERE ABS 2017-A A3	1.78%	4/15/21	370.83		
9/15/18	9/15/18	329,891	65478WAD7	NISSAN ABS 2016-C A3	1.18%	1/15/21	324.39		
9/15/18	9/15/18	525,000	44931PAD8	HYUNDAI ABS 2017-A A3	1.78%	8/15/21	770.00		
9/15/18	9/15/18	715,000	02004VAC7	ALLYA 2018-2 A3	2.92%	11/15/22	1,739.83		
9/15/18	9/15/18	870,000	05522RCW6	BANK OF AMERICA ABS 2017-A1 A1	1.95%	8/15/22	1,413.75		
9/15/18	9/15/18	690,000	654747AD6	NISSAN ABS 2017-A A3	1.74%	8/15/21	1,000.50		
9/15/18	9/15/18	550,000	98163EAD8	WORLD OMNI AUTO RECEIVABLES TR	3.13%	11/15/23	2,104.06		
9/15/18	9/15/18	800,000	14041NFN6	COMET 2017-A4 A4	1.99%	7/17/23	1,326.67		
9/15/18	9/15/18	285,000	14313FAD1	CARMAX AUTO OWNER TRUST	3.13%	6/15/23	743.38		
9/15/18	9/15/18	575,000	58772RAD6	MBART 2018-1 A3	3.03%	1/15/23	1,451.88		
9/15/18	9/15/18	510,000	63743HER9	NATIONAL RURAL UTIL COOP	2.90%	3/15/21	8,175.58		
9/15/18	9/15/18	337,379	12594DAD0	CNH ABS 2016-B A3	1.63%	8/15/21	458.27		
9/15/18	9/15/18	600,000	12636WAD8	CNH ABS 2017-A A3	2.07%	5/15/22	1,035.00		
9/15/18	9/15/18	810,000	12652VAC1	CNH 2018-A A3	3.12%	7/15/23	2,106.00		
9/15/18	9/15/18	167,234	14314JAB6	CARMAX ABS 2017-1 A2	1.54%	2/15/20	214.62		
9/15/18	9/15/18	295,000	14314XAB5	CARMAX 2018-2 A2	2.73%	8/15/21	671.13		
9/15/18	9/15/18	290,000	47788CAC6	JDOT 2018-A A3	2.66%	4/15/22	642.83		
9/15/18	9/15/18	248,491	47788NAC2	JOHN DEERE ABS 2016-B A3	1.25%	6/15/20	258.84		
9/15/18	9/15/18	650,000	44891EAC3	HYUNDAI ABS 2016-B A3	1.29%	4/15/21	698.75		
9/15/18	9/15/18	420,000	02007PAC7	ALLY ABS 2017-1 A3	1.70%	6/15/21	595.00		

MARION COUNTY POOLED OPERATING FUND

Portfolio Activity

Trade Date	Settle Date	Par (\$)	CUSIP	Security Description	Coupon	Maturity Date	Transact Amt (\$)	Yield at Market	Realized G/L (BV)
9/15/18	9/15/18	525,000	02582JHG8	AMERICAN EXPRESS ABS 2017-4 A	1.64%	12/15/21	717.50		
9/15/18	9/15/18	7,959	34530VAD1	FORD ABS 2015-B A3	1.16%	11/15/19	7.69		
9/16/18	9/16/18	425,000	36255JAD6	GMCAR 2018-3 A3	3.02%	5/16/23	1,069.58		
9/16/18	9/16/18	1,375,000	00828ECA5	AFRICAN DEVELOPMENT BANK NOTE	1.87%	3/16/20	12,890.63		
9/18/18	9/18/18	430,775	438124AC3	HONDA ABS 2016-3 A3	1.16%	6/18/19	416.42		
9/18/18	9/18/18	420,000	43814UAG4	HAROT 2018-2 A3	3.01%	5/18/22	1,053.50		
9/20/18	9/20/18	1,140,000	00828EBQ1	AFRICAN DEVELOPMENT BANK NOTE	1.12%	9/20/19	6,412.50		
9/21/18	9/21/18	585,000	43814TAC6	HONDA ABS 2017-1 A3	1.72%	7/21/21	838.50		
9/22/18	9/22/18	550,000	00828ECZ0	AFRICAN DEVELOPMENT BANK NOTE	2.62%	3/22/21	7,218.75		
9/22/18	9/22/18	780,000	904764AZ0	UNILEVER CAPITAL CORP NOTES	2.75%	3/22/21	10,725.00		
9/28/18	9/28/18	1,250,000	3130ACE26	FHLB NOTES	1.37%	9/28/20	8,593.75		
9/30/18	9/30/18	2,500,000	912828C57	US TREASURY NOTES	2.25%	3/31/21	28,125.00		
Total INTEREST		125,345,655					612,034.58		
MATURITY									
7/1/18	7/1/18	655,000	650119AE0	NEW YORK UNIVERSITY CORPORATE NOTE	1.31%	7/1/18	655,000.00		0.00
Total MATURITY		655,000					655,000.00		0.00
PAYDOWNS									
7/1/18	7/15/18	12,403	3137A9QP4	FHLMC POOL #G16545	4.00%	4/1/41	12,403.17		0.00
7/1/18	7/15/18	24,377	31306YC66	FHLMC POOL #J20993	2.50%	11/1/22	24,376.52		0.00
7/1/18	7/25/18	12,819	3138AUQ42	FNMA POOL #AJ3174	3.50%	10/1/26	12,818.74		0.00
7/1/18	7/25/18	43,451	31417DXZ1	FNMA POOL #AB6995	2.50%	11/1/22	43,451.11		0.00
7/1/18	7/25/18	15,674	31418AFW3	FNMA POOL #MA1080	3.00%	6/1/22	15,674.31		0.00
7/1/18	7/25/18	68,466	3136AQSW1	FNMA SERIES 2015-M15 ASQ2	1.89%	1/1/19	68,466.31		0.00
7/1/18	7/25/18	7,331	3137B5JL8	FHLMC MULTIFAMILY STRUCTURED P	2.66%	2/25/23	7,330.76		0.00

MARION COUNTY POOLED OPERATING FUND

Portfolio Activity

Trade Date	Settle Date	Par (\$)	CUSIP	Security Description	Coupon	Maturity Date	Transact Amt (\$)	Yield at Market	Realized G/L (BV)
7/1/18	7/25/18	15,335	3136ASPX8	FNMA SERIES 2016-M9 ASQ2	1.78%	6/1/19	15,335.14		0.00
7/1/18	7/25/18	43,601	3136ANMF1	FNMA SERIES 2015-M8 FA	2.32%	11/1/18	43,601.11		0.00
7/1/18	7/25/18	16,975	3136ANA98	FNMA SERIES 2015-M10 FA	2.40%	3/1/19	16,975.31		0.00
7/1/18	7/25/18	3,102	3136AQDQ0	FANNIE MAE SERIES 2015-M13 ASQ2	1.64%	9/1/19	3,101.52		0.00
7/15/18	7/15/18	39,050	34530VAD1	FORD ABS 2015-B A3	1.16%	11/15/19	39,050.17		0.00
7/15/18	7/15/18	24,923	65478WAD7	NISSAN ABS 2016-C A3	1.18%	1/15/21	24,923.26		0.00
7/15/18	7/15/18	71,020	14314JAB6	CARMAX ABS 2017-1 A2	1.54%	2/15/20	71,020.01		0.00
7/15/18	7/15/18	13,514	12594DAD0	CNH ABS 2016-B A3	1.63%	8/15/21	13,513.88		0.00
7/15/18	7/15/18	35,910	02007LAC6	ALLY ABS 2016-3 A3	1.44%	8/15/20	35,909.69		0.00
7/15/18	7/15/18	76,185	14312QAB2	CARMAX ABS 2016-4 A2	1.21%	11/15/19	76,184.85		0.00
7/15/18	7/15/18	23,124	44930UAD8	HYUNDAI ABS 2016-A A3	1.56%	9/15/20	23,123.72		0.00
7/15/18	7/15/18	22,519	47788NAC2	JOHN DEERE ABS 2016-B A3	1.25%	6/15/20	22,518.70		0.00
7/18/18	7/18/18	48,274	438124AC3	HONDA ABS 2016-3 A3	1.16%	6/18/19	48,274.20		0.00
8/1/18	8/25/18	3,845	3138AUQ42	FNMA POOL #AJ3174	3.50%	10/1/26	3,844.54		0.00
8/1/18	8/25/18	44,756	31417DXZ1	FNMA POOL #AB6995	2.50%	11/1/22	44,756.12		0.00
8/1/18	8/25/18	12,585	31418APW3	FNMA POOL #MA1080	3.00%	6/1/22	12,584.84		0.00
8/1/18	8/25/18	10,263	3138EJR42	FNMA POOL #AL2306	3.50%	6/25/27	10,263.33		0.00
8/1/18	8/25/18	80,573	3136ASPX8	FNMA SERIES 2016-M9 ASQ2	1.78%	6/1/19	80,573.14		0.00
8/1/18	8/25/18	23,144	3136B1XP4	FNA 2018-M5 A2	3.56%	9/25/21	23,143.81		0.00
8/1/18	8/25/18	6,893	3137B5JL8	FHLMC MULTIFAMILY STRUCTURED P	2.66%	2/25/23	6,893.04		0.00
8/1/18	8/25/18	105	3136AQSW1	FNMA SERIES 2015-M15 ASQ2	1.89%	1/1/19	105.22		0.00
8/1/18	8/25/18	17,603	3136ANMF1	FNMA SERIES 2015-M8 FA	2.32%	11/1/18	17,602.63		0.00
8/1/18	8/25/18	24,737	3136ANA98	FNMA SERIES 2015-M10 FA	2.40%	3/1/19	24,737.18		0.00
8/1/18	8/25/18	72,427	3136AQDQ0	FANNIE MAE SERIES 2015-M13 ASQ2	1.64%	9/1/19	72,427.20		0.00
8/1/18	8/15/18	10,161	3137A9QP4	FHLMC POOL #G16545	4.00%	4/1/41	10,160.79		0.00
8/1/18	8/15/18	9,694	3128MFP69	FHLMC POOL #G16545	3.50%	9/15/32	9,694.36		0.00
8/1/18	8/15/18	20,124	31306YC66	FHLMC POOL #J20993	2.50%	11/1/22	20,123.84		0.00
8/15/18	8/15/18	39,904	34530VAD1	FORD ABS 2015-B A3	1.16%	11/15/19	39,903.62		0.00
8/15/18	8/15/18	23,727	65478WAD7	NISSAN ABS 2016-C A3	1.18%	1/15/21	23,727.09		0.00
8/15/18	8/15/18	69,828	14314JAB6	CARMAX ABS 2017-1 A2	1.54%	2/15/20	69,828.18		0.00

MARION COUNTY POOLED OPERATING FUND

Portfolio Activity

Trade Date	Settle Date	Par (\$)	CUSIP	Security Description	Coupon	Maturity Date	Transact Amt (\$)	Yield at Market	Realized G/L (BV)
8/15/18	8/15/18	11,280	12594DAD0	CNH ABS 2016-B A3	1.63%	8/15/21	11,279.93		0.00
8/15/18	8/15/18	35,660	02007LAC6	ALLY ABS 2016-3 A3	1.44%	8/15/20	35,659.67		0.00
8/15/18	8/15/18	61,510	14312QAB2	CARMAX ABS 2016-4 A2	1.21%	11/15/19	61,510.10		0.00
8/15/18	8/15/18	21,392	44930UAD8	HYUNDAI ABS 2016-A A3	1.56%	9/15/20	21,391.68		0.00
8/15/18	8/15/18	26,602	47788NAC2	JOHN DEERE ABS 2016-B A3	1.25%	6/15/20	26,601.92		0.00
8/18/18	8/18/18	45,141	438124AC3	HONDA ABS 2016-3 A3	1.16%	6/18/19	45,140.88		0.00
9/1/18	9/25/18	17,102	3138AUQ42	FNMA POOL #AJ3174	3.50%	10/1/26	17,101.96		0.00
9/1/18	9/25/18	25,244	31417DXZ1	FNMA POOL #AB6995	2.50%	11/1/22	25,244.10		0.00
9/1/18	9/25/18	15,879	31418AFW3	FNMA POOL #MA1080	3.00%	6/1/22	15,879.06		0.00
9/1/18	9/25/18	9,656	3138EJR42	FNMA POOL #AL2306	3.50%	6/25/27	9,655.68		0.00
9/1/18	9/25/18	14,492	3136AQSW1	FNMA SERIES 2015-M15 ASQ2	1.89%	1/1/19	14,492.12		0.00
9/1/18	9/25/18	97,392	3136ASPX8	FNMA SERIES 2016-M9 ASQ2	1.78%	6/1/19	97,392.06		0.00
9/1/18	9/25/18	6,916	3137B5JL8	FHLMC MULTIFAMILY STRUCTURED P	2.66%	2/25/23	6,916.13		0.00
9/1/18	9/25/18	22,134	3136B1XP4	FNA 2018-M5 A2	3.56%	9/25/21	22,134.27		0.00
9/1/18	9/25/18	30,421	3136ANMF1	FNMA SERIES 2015-M8 FA	2.32%	11/1/18	30,421.26		0.00
9/1/18	9/25/18	3,972	3136ANA98	FNMA SERIES 2015-M10 FA	2.40%	3/1/19	3,972.27		0.00
9/1/18	9/25/18	21,539	3136AQDQ0	FANNIE MAE SERIES 2015-M13 ASQ2	1.64%	9/1/19	21,538.57		0.00
9/1/18	9/15/18	9,099	3128MFP69	FHLMC POOL #G16545	3.50%	9/15/32	9,099.44		0.00
9/1/18	9/15/18	17,458	3137A9QP4	FHLMC POOL #G16545	4.00%	4/1/41	17,457.67		0.00
9/1/18	9/15/18	20,062	31306YC66	FHLMC POOL #J20993	2.50%	11/1/22	20,062.44		0.00
9/15/18	9/15/18	13,537	44891EAC3	HYUNDAI ABS 2016-B A3	1.29%	4/15/21	13,537.04		0.00
9/15/18	9/15/18	7,959	34530VAD1	FORD ABS 2015-B A3	1.16%	11/15/19	7,958.56		0.00
9/15/18	9/15/18	24,597	65478WAD7	NISSAN ABS 2016-C A3	1.18%	1/15/21	24,596.71		0.00
9/15/18	9/15/18	70,996	14314JAB6	CARMAX ABS 2017-1 A2	1.54%	2/15/20	70,996.17		0.00
9/15/18	9/15/18	14,537	12594DAD0	CNH ABS 2016-B A3	1.63%	8/15/21	14,537.13		0.00
9/15/18	9/15/18	18,752	02007PAC7	ALLY ABS 2017-1 A3	1.70%	6/15/21	18,751.51		0.00
9/15/18	9/15/18	35,340	02007LAC6	ALLY ABS 2016-3 A3	1.44%	8/15/20	35,340.12		0.00
9/15/18	9/15/18	6,936	12635YAD5	CNH ABS 2016-C A3	1.44%	12/15/21	6,936.43		0.00
9/15/18	9/15/18	21,723	44930UAD8	HYUNDAI ABS 2016-A A3	1.56%	9/15/20	21,723.28		0.00
9/15/18	9/15/18	21,379	47788NAC2	JOHN DEERE ABS 2016-B A3	1.25%	6/15/20	21,378.77		0.00

MARION COUNTY POOLED OPERATING FUND

Portfolio Activity

Trade Date	Settle Date	Par (\$)	CUSIP	Security Description	Coupon	Maturity Date	Transact Amt (\$)	Yield at Market	Realized G/L (BV)
9/18/18	9/18/18	46,821	438124AC3	HONDA ABS 2016-3 A3	1.16%	6/18/19	46,820.72		0.00
9/21/18	9/21/18	803	43814TAC6	HONDA ABS 2017-1 A3	1.72%	7/21/21	803.16		0.00
Total PAYDOWNS		1,884,752					1,884,752.22		0.00
SELL									
7/18/18	7/25/18	600,000	912828G61	US TREASURY NOTES	1.50%	11/30/19	593,079.02	2.55%	(8,616.56)
7/18/18	7/25/18	600,000	458182DX7	INTER-AMERICAN DEVELOPMENT BANK	1.00%	5/13/19	594,102.00	2.50%	(6,625.42)
7/23/18	7/25/18	250,000	912828G61	US TREASURY NOTES	1.50%	11/30/19	247,184.61	2.52%	(3,521.88)
7/30/18	8/1/18	300,000	912828G61	US TREASURY NOTES	1.50%	11/30/19	296,660.74	2.55%	(4,270.71)
9/5/18	9/7/18	1,300,000	166764BA7	CHEVRON CORP CORP NOTES	1.79%	11/16/18	1,305,965.92	2.26%	(1,209.00)
9/20/18	9/21/18	3,630,000	3130A8DB6	FHLB GLOBAL NOTE	1.12%	6/21/19	3,602,566.27	2.53%	(45,716.07)
9/20/18	9/21/18	725,000	3130A8DB6	FHLB GLOBAL NOTE	1.12%	6/21/19	719,578.81	2.52%	(7,384.17)
9/20/18	9/21/18	870,000	3130A8DB6	FHLB GLOBAL NOTE	1.12%	6/21/19	863,424.98	2.53%	(8,930.60)
Total SELL		8,275,000					8,222,562.35		-86,274.41

Quarterly Portfolio Transactions

Tran. Type	Trade Date	Settle Date	Par (\$)	CUSIP	Security Description	Coupon	Maturity Date	Transact Amt (\$)	Yield	Realized G/L (BV)
INTEREST	7/1/18	7/1/18	655,000.00	650119AE0	NEW YORK UNIVERSITY CORPORATE NOTE	1.31%	7/1/18	4,306.63		
INTEREST	7/1/18	7/1/18	2,700,000.00	341271AA2	FL ST BOARD ADMIN FIN CORP TXBL REV BD	2.16%	7/1/19	29,200.50		
MATURITY	7/1/18	7/1/18	655,000.00	650119AE0	NEW YORK UNIVERSITY CORPORATE NOTE	1.31%	7/1/18	655,000.00		0.00
INTEREST	7/1/18	7/15/18	877,544.56	31306YC66	FHLMC POOL #J20993	2.50%	11/1/22	1,828.22		
INTEREST	7/1/18	7/15/18	703,514.07	3137A9QP4	FHLMC POOL #G16545	4.00%	4/1/41	2,345.05		
PAYDOWNS	7/1/18	7/15/18	12,403.17	3137A9QP4	FHLMC POOL #G16545	4.00%	4/1/41	12,403.17		0.00
PAYDOWNS	7/1/18	7/15/18	24,376.52	31306YC66	FHLMC POOL #J20993	2.50%	11/1/22	24,376.52		0.00
INTEREST	7/1/18	7/25/18	229,860.22	3136AQDQ0	FANNIE MAE SERIES 2015-M13 ASQ2	1.64%	9/1/19	336.25		
INTEREST	7/1/18	7/25/18	126,595.11	3136ANA98	FNMA SERIES 2015-M10 FA	2.40%	3/1/19	231.85		
INTEREST	7/1/18	7/25/18	368,091.54	3138AUQ42	FNMA POOL #AJ3174	3.50%	10/1/26	1,073.60		
INTEREST	7/1/18	7/25/18	115,204.41	3136AQSW1	FNMA SERIES 2015-M15 ASQ2	1.89%	1/1/19	182.22		
INTEREST	7/1/18	7/25/18	116,540.63	3136ANMF1	FNMA SERIES 2015-M8 FA	2.32%	11/1/18	205.67		
INTEREST	7/1/18	7/25/18	810,000.00	3136B1XP4	FNA 2018-M5 A2	3.56%	9/25/21	2,403.00		
INTEREST	7/1/18	7/25/18	233,379.19	3136ASPX8	FNMA SERIES 2016-M9 ASQ2	1.78%	6/1/19	347.15		
INTEREST	7/1/18	7/25/18	428,574.70	3137B5JL8	FHLMC MULTIFAMILY STRUCTURED P	2.66%	2/25/23	953.22		
INTEREST	7/1/18	7/25/18	1,008,098.45	31417DXZ1	FNMA POOL #AB6995	2.50%	11/1/22	2,100.21		
INTEREST	7/1/18	7/25/18	386,604.28	31418AFW3	FNMA POOL #MA1080	3.00%	6/1/22	966.51		
PAYDOWNS	7/1/18	7/25/18	12,818.74	3138AUQ42	FNMA POOL #AJ3174	3.50%	10/1/26	12,818.74		0.00
PAYDOWNS	7/1/18	7/25/18	43,451.11	31417DXZ1	FNMA POOL #AB6995	2.50%	11/1/22	43,451.11		0.00
PAYDOWNS	7/1/18	7/25/18	15,674.31	31418AFW3	FNMA POOL #MA1080	3.00%	6/1/22	15,674.31		0.00

MARION COUNTY POOLED OPERATING FUND

Portfolio Activity

Tran. Type	Trade Date	Settle Date	Par (\$)	CUSIP	Security Description	Coupon	Maturity Date	Transact Amt (\$)	Yield	Realized G/L (BV)
PAYDOWNS	7/1/18	7/25/18	68,466.31	3136AQS01	FNMA SERIES 2015-M15 ASQ2	1.89%	1/1/19	68,466.31		0.00
PAYDOWNS	7/1/18	7/25/18	7,330.76	3137B5JL8	FHLMC MULTIFAMILY STRUCTURED P	2.66%	2/25/23	7,330.76		0.00
PAYDOWNS	7/1/18	7/25/18	15,335.14	3136ASPX8	FNMA SERIES 2016-M9 ASQ2	1.78%	6/1/19	15,335.14		0.00
PAYDOWNS	7/1/18	7/25/18	43,601.11	3136ANMF1	FNMA SERIES 2015-M8 FA	2.32%	11/1/18	43,601.11		0.00
PAYDOWNS	7/1/18	7/25/18	16,975.31	3136ANA98	FNMA SERIES 2015-M10 FA	2.40%	3/1/19	16,975.31		0.00
PAYDOWNS	7/1/18	7/25/18	3,101.52	3136AQDQ0	FANNIE MAE SERIES 2015-M13 ASQ2	1.64%	9/1/19	3,101.52		0.00
INTEREST	7/2/18	7/2/18	0.00	MONEY0002	MONEY MARKET FUND			2,450.60		
BUY	7/6/18	7/9/18	417,042.07	3138EJR42	FNMA POOL #AL2306	3.50%	6/25/27	(422,970.44)	3.00%	
BUY	7/6/18	7/11/18	584,450.79	3128MFP69	FHLMC POOL #G16545	3.50%	9/15/32	(593,237.85)	3.17%	
INTEREST	7/8/18	7/8/18	1,000,000.00	064159KT2	BANK OF NOVA SCOTIA BANK NOTE	2.50%	1/8/21	12,430.56		
INTEREST	7/8/18	7/8/18	355,000.00	24422ETZ2	JOHN DEERE CAPITAL CORP NOTES	2.35%	1/8/21	4,171.25		
INTEREST	7/10/18	7/10/18	1,200,000.00	045167DT7	ASIAN DEVELOPMENT BANK NOTE	1.75%	1/10/20	10,500.00		
BUY	7/11/18	7/18/18	425,000.00	36255JAD6	GM CAR 2018-3 A3	3.02%	5/16/23	(424,900.89)	3.03%	
INTEREST	7/12/18	7/12/18	780,000.00	02665WBE0	AMERICAN HONDA FINANCE	1.20%	7/12/19	4,680.00		
INTEREST	7/15/18	7/15/18	86,912.32	34530VAD1	FORD ABS 2015-B A3	1.16%	11/15/19	84.02		
INTEREST	7/15/18	7/15/18	355,000.00	47788BAD6	JOHN DEERE ABS 2017-B A3	1.82%	10/15/21	538.42		
INTEREST	7/15/18	7/15/18	297,611.62	47788NAC2	JOHN DEERE ABS 2016-B A3	1.25%	6/15/20	310.01		
INTEREST	7/15/18	7/15/18	1,050,000.00	02582JHE3	AMERICAN EXPRESS ABS 2017-3 A	1.77%	11/15/22	1,548.75		
INTEREST	7/15/18	7/15/18	870,000.00	05522RCW6	BANK OF AMERICA ABS 2017-A1 A1	1.95%	8/15/22	1,413.75		
INTEREST	7/15/18	7/15/18	650,000.00	44891EAC3	HYUNDAI ABS 2016-B A3	1.29%	4/15/21	698.75		
INTEREST	7/15/18	7/15/18	320,000.00	44891KAD7	HART 2018-A A3	2.79%	7/15/22	744.00		
INTEREST	7/15/18	7/15/18	800,000.00	14041NFN6	COMET 2017-A4 A4	1.99%	7/17/23	1,326.67		

MARION COUNTY POOLED OPERATING FUND

Portfolio Activity

Tran. Type	Trade Date	Settle Date	Par (\$)	CUSIP	Security Description	Coupon	Maturity Date	Transact Amt (\$)	Yield	Realized G/L (BV)
INTEREST	7/15/18	7/15/18	308,082.48	14314JAB6	CARMAX ABS 2017-1 A2	1.54%	2/15/20	395.37		
INTEREST	7/15/18	7/15/18	690,000.00	654747AD6	NISSAN ABS 2017-A A3	1.74%	8/15/21	1,000.50		
INTEREST	7/15/18	7/15/18	450,000.00	89190BAD0	TOYOTA ABS 2017-B A3	1.76%	7/15/21	660.00		
INTEREST	7/15/18	7/15/18	715,000.00	02004VAC7	ALLYA 2018-2 A3	2.92%	11/15/22	1,739.83		
INTEREST	7/15/18	7/15/18	810,000.00	12652VAC1	CNH 2018-A A3	3.12%	7/15/23	2,106.00		
INTEREST	7/15/18	7/15/18	250,000.00	47787XAC1	JOHN DEERE ABS 2017-A A3	1.78%	4/15/21	370.83		
INTEREST	7/15/18	7/15/18	351,057.49	02007LAC6	ALLY ABS 2016-3 A3	1.44%	8/15/20	421.27		
INTEREST	7/15/18	7/15/18	250,000.00	12635YAD5	CNH ABS 2016-C A3	1.44%	12/15/21	300.00		
INTEREST	7/15/18	7/15/18	137,694.95	14312QAB2	CARMAX ABS 2016-4 A2	1.21%	11/15/19	138.84		
INTEREST	7/15/18	7/15/18	295,000.00	14314XAB5	CARMX 2018-2 A2	2.73%	8/15/21	671.13		
INTEREST	7/15/18	7/15/18	378,541.60	65478WAD7	NISSAN ABS 2016-C A3	1.18%	1/15/21	372.23		
INTEREST	7/15/18	7/15/18	355,000.00	89238MAD0	TOYOTA ABS 2017-A A3	1.73%	2/15/21	511.79		
INTEREST	7/15/18	7/15/18	175,000.00	18978CAC7	CNH 2017-C A3	2.08%	2/15/23	303.33		
INTEREST	7/15/18	7/15/18	825,000.00	34531EAD8	FORD ABS 2017-A A3	1.67%	6/15/21	1,148.13		
INTEREST	7/15/18	7/15/18	290,000.00	47788CAC6	JDOT 2018-A A3	2.66%	4/15/22	642.83		
INTEREST	7/15/18	7/15/18	525,000.00	44931PAD8	HYUNDAI ABS 2017-A A3	1.76%	8/15/21	770.00		
INTEREST	7/15/18	7/15/18	975,000.00	02007HAC5	ALLY ABS 2017-2 A3	1.78%	8/15/21	1,446.25		
INTEREST	7/15/18	7/15/18	420,000.00	02007PAC7	ALLY ABS 2017-1 A3	1.70%	6/15/21	595.00		
INTEREST	7/15/18	7/15/18	362,172.44	12594DAD0	CNH ABS 2016-B A3	1.63%	8/15/21	491.95		
INTEREST	7/15/18	7/15/18	600,000.00	12636WAD8	CNH ABS 2017-A A3	2.07%	5/15/22	1,035.00		
INTEREST	7/15/18	7/15/18	525,000.00	02582JHG8	AMERICAN EXPRESS ABS 2017-4 A	1.64%	12/15/21	717.50		
INTEREST	7/15/18	7/15/18	980,000.00	02582JHJ2	AMERICAN EXPRESS ABS 2017-6 A	2.04%	5/15/23	1,666.00		

MARION COUNTY POOLED OPERATING FUND

Portfolio Activity

Tran. Type	Trade Date	Settle Date	Par (\$)	CUSIP	Security Description	Coupon	Maturity Date	Transact Amt (\$)	Yield	Realized G/L (BV)
INTEREST	7/15/18	7/15/18	244,972.65	44930UAD8	HYUNDAI ABS 2016-A A3	1.56%	9/15/20	318.46		
PAYDOWNS	7/15/18	7/15/18	39,050.17	34530VAD1	FORD ABS 2015-B A3	1.16%	11/15/19	39,050.17		0.00
PAYDOWNS	7/15/18	7/15/18	24,923.26	65478WAD7	NISSAN ABS 2016-C A3	1.18%	1/15/21	24,923.26		0.00
PAYDOWNS	7/15/18	7/15/18	71,020.01	14314JAB6	CARMAX ABS 2017-1 A2	1.54%	2/15/20	71,020.01		0.00
PAYDOWNS	7/15/18	7/15/18	13,513.88	12594DAD0	CNH ABS 2016-B A3	1.63%	8/15/21	13,513.88		0.00
PAYDOWNS	7/15/18	7/15/18	35,909.69	02007LAC6	ALLY ABS 2016-3 A3	1.44%	8/15/20	35,909.69		0.00
PAYDOWNS	7/15/18	7/15/18	76,184.85	14312QAB2	CARMAX ABS 2016-4 A2	1.21%	11/15/19	76,184.85		0.00
PAYDOWNS	7/15/18	7/15/18	23,123.72	44930UAD8	HYUNDAI ABS 2016-A A3	1.56%	9/15/20	23,123.72		0.00
PAYDOWNS	7/15/18	7/15/18	22,518.70	47788NAC2	JOHN DEERE ABS 2016-B A3	1.25%	6/15/20	22,518.70		0.00
INTEREST	7/17/18	7/17/18	1,075,000.00	17305EGA7	CITIBANK ABS 2017-A2 A2	1.74%	1/19/21	9,352.50		
BUY	7/17/18	7/25/18	575,000.00	58772RAD6	MBART 2018-1 A3	3.03%	1/15/23	(574,977.92)	3.03%	
INTEREST	7/18/18	7/18/18	1,000,000.00	06367THQ6	BANK OF MONTREAL	1.50%	7/18/19	7,500.00		
INTEREST	7/18/18	7/18/18	420,000.00	43814UAG4	HAROT 2018-2 A3	3.01%	5/18/22	1,053.50		
INTEREST	7/18/18	7/18/18	524,189.82	438124AC3	HONDA ABS 2016-3 A3	1.16%	6/18/19	506.72		
PAYDOWNS	7/18/18	7/18/18	48,274.20	438124AC3	HONDA ABS 2016-3 A3	1.16%	6/18/19	48,274.20		0.00
BUY	7/18/18	7/25/18	1,200,000.00	459058GH0	INTL BANK OF RECONSTRUCTION AND DEV NOTE	2.75%	7/23/21	(1,197,192.00)	2.83%	
BUY	7/18/18	7/25/18	285,000.00	14313FAD1	CARMAX AUTO OWNER TRUST	3.13%	6/15/23	(284,961.15)	3.36%	
SELL	7/18/18	7/25/18	600,000.00	912828G61	US TREASURY NOTES	1.50%	11/30/19	593,079.02	2.55%	(8,616.56)
SELL	7/18/18	7/25/18	600,000.00	458182DX7	INTER-AMERICAN DEVELOPMENT BANK	1.00%	5/13/19	594,102.00	2.50%	(6,625.42)
INTEREST	7/20/18	7/20/18	600,000.00	17305EGK5	CCCIT 2018-A1 A1	2.49%	1/20/23	7,055.00		
INTEREST	7/21/18	7/21/18	585,000.00	43814TAC6	HONDA ABS 2017-1 A3	1.72%	7/21/21	838.50		
INTEREST	7/23/18	7/23/18	1,250,000.00	46625HKA7	JPMORGAN CHASE & CO (CALLABLE)	2.25%	1/23/20	14,062.50		

MARION COUNTY POOLED OPERATING FUND

Portfolio Activity

Tran. Type	Trade Date	Settle Date	Par (\$)	CUSIP	Security Description	Coupon	Maturity Date	Transact Amt (\$)	Yield	Realized G/L (BV)
SELL	7/23/18	7/25/18	250,000.00	912828G61	US TREASURY NOTES	1.50%	11/30/19	247,184.61	2.52%	(3,521.88)
BUY	7/24/18	8/1/18	550,000.00	98163EAD8	WORLD OMNI AUTO RECEIVABLES TR	3.13%	11/15/23	(549,948.63)	3.13%	
INTEREST	7/29/18	7/29/18	1,500,000.00	78012KRK5	ROYAL BANK OF CANADA CORP NOTES	1.50%	7/29/19	11,250.00		
INTEREST	7/30/18	7/30/18	1,250,000.00	94974BGF1	WELLS FARGO & CO CORP BONDS	2.15%	1/30/20	13,437.50		
SELL	7/30/18	8/1/18	300,000.00	912828G61	US TREASURY NOTES	1.50%	11/30/19	296,660.74	2.55%	(4,270.71)
INTEREST	7/31/18	7/31/18	1,500,000.00	912828N89	US TREASURY NOTES	1.37%	1/31/21	10,312.50		
INTEREST	7/31/18	7/31/18	4,625,000.00	912828XM7	US TREASURY NOTES	1.62%	7/31/20	37,578.13		
INTEREST	7/31/18	7/31/18	1,100,000.00	912828XM7	US TREASURY NOTES	1.62%	7/31/20	8,937.50		
INTEREST	7/31/18	7/31/18	3,350,000.00	912828H52	US TREASURY NOTES	1.25%	1/31/20	20,937.50		
INTEREST	7/31/18	7/31/18	600,000.00	912828N89	US TREASURY NOTES	1.37%	1/31/21	4,125.00		
INTEREST	8/1/18	8/1/18	320,000.00	05531FAZ6	BRANCH BANKING & TRUST (CALLABLE) NOTES	2.15%	2/1/21	3,440.00		
INTEREST	8/1/18	8/1/18	0.00	MONEY0002	MONEY MARKET FUND			1,228.78		
INTEREST	8/1/18	8/15/18	584,450.79	3128MFP69	FHLMC POOL #G16545	3.50%	9/15/32	1,704.65		
INTEREST	8/1/18	8/15/18	691,110.90	3137A9QP4	FHLMC POOL #G16545	4.00%	4/1/41	2,303.70		
INTEREST	8/1/18	8/15/18	853,168.04	31306YC66	FHLMC POOL #J20993	2.50%	11/1/22	1,777.43		
PAYDOWNS	8/1/18	8/15/18	10,160.79	3137A9QP4	FHLMC POOL #G16545	4.00%	4/1/41	10,160.79		0.00
PAYDOWNS	8/1/18	8/15/18	9,694.36	3128MFP69	FHLMC POOL #G16545	3.50%	9/15/32	9,694.36		0.00
PAYDOWNS	8/1/18	8/15/18	20,123.84	31306YC66	FHLMC POOL #J20993	2.50%	11/1/22	20,123.84		0.00
INTEREST	8/1/18	8/25/18	109,619.80	3136ANA98	FNMA SERIES 2015-M10 FA	2.40%	3/1/19	220.41		
INTEREST	8/1/18	8/25/18	355,272.80	3138AUQ42	FNMA POOL #AJ3174	3.50%	10/1/26	1,036.21		
INTEREST	8/1/18	8/25/18	964,647.34	31417DXZ1	FNMA POOL #AB6995	2.50%	11/1/22	2,009.68		
INTEREST	8/1/18	8/25/18	226,758.70	3136AQDQ0	FANNIE MAE SERIES 2015-M13 ASQ2	1.64%	9/1/19	311.04		

MARION COUNTY POOLED OPERATING FUND

Portfolio Activity

Tran. Type	Trade Date	Settle Date	Par (\$)	CUSIP	Security Description	Coupon	Maturity Date	Transact Amt (\$)	Yield	Realized G/L (BV)
INTEREST	8/1/18	8/25/18	46,738.10	3136AQSX1	FNMA SERIES 2015-M15 ASQ2	1.89%	1/1/19	73.93		
INTEREST	8/1/18	8/25/18	810,000.00	3136B1XP4	FNA 2018-M5 A2	3.56%	9/25/21	2,484.95		
INTEREST	8/1/18	8/25/18	421,243.94	3137B5JL8	FHLMC MULTIFAMILY STRUCTURED P	2.66%	2/25/23	936.92		
INTEREST	8/1/18	8/25/18	218,044.05	3136ASPX8	FNMA SERIES 2016-M9 ASQ2	1.78%	6/1/19	393.13		
INTEREST	8/1/18	8/25/18	72,939.52	3136ANMF1	FNMA SERIES 2015-M8 FA	2.32%	11/1/18	141.63		
INTEREST	8/1/18	8/25/18	417,042.07	3138EJR42	FNMA POOL #AL2306	3.50%	6/25/27	1,216.37		
INTEREST	8/1/18	8/25/18	370,929.97	31418AFW3	FNMA POOL #MA1080	3.00%	6/1/22	927.32		
PAYDOWNS	8/1/18	8/25/18	3,844.54	3138AUQ42	FNMA POOL #AJ3174	3.50%	10/1/26	3,844.54		0.00
PAYDOWNS	8/1/18	8/25/18	44,756.12	31417DXZ1	FNMA POOL #AB6995	2.50%	11/1/22	44,756.12		0.00
PAYDOWNS	8/1/18	8/25/18	12,584.84	31418AFW3	FNMA POOL #MA1080	3.00%	6/1/22	12,584.84		0.00
PAYDOWNS	8/1/18	8/25/18	10,263.33	3138EJR42	FNMA POOL #AL2306	3.50%	6/25/27	10,263.33		0.00
PAYDOWNS	8/1/18	8/25/18	80,573.14	3136ASPX8	FNMA SERIES 2016-M9 ASQ2	1.78%	6/1/19	80,573.14		0.00
PAYDOWNS	8/1/18	8/25/18	23,143.81	3136B1XP4	FNA 2018-M5 A2	3.56%	9/25/21	23,143.81		0.00
PAYDOWNS	8/1/18	8/25/18	6,893.04	3137B5JL8	FHLMC MULTIFAMILY STRUCTURED P	2.66%	2/25/23	6,893.04		0.00
PAYDOWNS	8/1/18	8/25/18	105.22	3136AQSX1	FNMA SERIES 2015-M15 ASQ2	1.89%	1/1/19	105.22		0.00
PAYDOWNS	8/1/18	8/25/18	17,602.63	3136ANMF1	FNMA SERIES 2015-M8 FA	2.32%	11/1/18	17,602.63		0.00
PAYDOWNS	8/1/18	8/25/18	24,737.18	3136ANA98	FNMA SERIES 2015-M10 FA	2.40%	3/1/19	24,737.18		0.00
PAYDOWNS	8/1/18	8/25/18	72,427.20	3136AQDQ0	FANNIE MAE SERIES 2015-M13 ASQ2	1.64%	9/1/19	72,427.20		0.00
INTEREST	8/4/18	8/4/18	540,000.00	037833CB4	APPLE INC CORP NOTES	1.10%	8/2/19	2,970.00		
INTEREST	8/6/18	8/6/18	190,000.00	594918BV5	MICROSOFT CORP NOTES	1.85%	2/6/20	1,757.50		
INTEREST	8/13/18	8/13/18	600,000.00	05565QCX4	BP CAPITAL MARKETS PLC BONDS	2.31%	2/13/20	6,945.00		
INTEREST	8/13/18	8/13/18	1,370,000.00	89114QBJ6	TORONTO DOMINION BANK NY CORP NOTES	1.45%	8/13/19	9,932.50		

MARION COUNTY POOLED OPERATING FUND

Portfolio Activity

Tran. Type	Trade Date	Settle Date	Par (\$)	CUSIP	Security Description	Coupon	Maturity Date	Transact Amt (\$)	Yield	Realized G/L (BV)
INTEREST	8/13/18	8/13/18	620,000.00	05565QCX4	BP CAPITAL MARKETS PLC BONDS	2.31%	2/13/20	7,176.50		
INTEREST	8/15/18	8/15/18	250,000.00	12635YAD5	CNH ABS 2016-C A3	1.44%	12/15/21	300.00		
INTEREST	8/15/18	8/15/18	810,000.00	12652VAC1	CNH 2018-A A3	3.12%	7/15/23	2,106.00		
INTEREST	8/15/18	8/15/18	237,062.47	14314JAB6	CARMAX ABS 2017-1 A2	1.54%	2/15/20	304.23		
INTEREST	8/15/18	8/15/18	295,000.00	14314XAB5	CARMX 2018-2 A2	2.73%	8/15/21	671.13		
INTEREST	8/15/18	8/15/18	290,000.00	47788CAC6	JDOT 2018-A A3	2.66%	4/15/22	642.83		
INTEREST	8/15/18	8/15/18	275,092.92	47788NAC2	JOHN DEERE ABS 2016-B A3	1.25%	6/15/20	286.56		
INTEREST	8/15/18	8/15/18	353,618.34	65478WAD7	NISSAN ABS 2016-C A3	1.18%	1/15/21	347.72		
INTEREST	8/15/18	8/15/18	61,510.10	14312QAB2	CARMAX ABS 2016-4 A2	1.21%	11/15/19	62.02		
INTEREST	8/15/18	8/15/18	575,000.00	58772RAD6	MBART 2018-1 A3	3.03%	1/15/23	967.92		
INTEREST	8/15/18	8/15/18	690,000.00	654747AD6	NISSAN ABS 2017-A A3	1.74%	8/15/21	1,000.50		
INTEREST	8/15/18	8/15/18	715,000.00	02004VAC7	ALLYA 2018-2 A3	2.92%	11/15/22	1,739.83		
INTEREST	8/15/18	8/15/18	315,147.80	02007LAC6	ALLY ABS 2016-3 A3	1.44%	8/15/20	378.18		
INTEREST	8/15/18	8/15/18	221,848.93	44930UAD8	HYUNDAI ABS 2016-A A3	1.56%	9/15/20	288.40		
INTEREST	8/15/18	8/15/18	250,000.00	47787XAC1	JOHN DEERE ABS 2017-A A3	1.78%	4/15/21	370.83		
INTEREST	8/15/18	8/15/18	450,000.00	89190BAD0	TOYOTA ABS 2017-B A3	1.76%	7/15/21	660.00		
INTEREST	8/15/18	8/15/18	1,750,000.00	912828W22	US TREASURY NOTES	1.37%	2/15/20	12,031.25		
INTEREST	8/15/18	8/15/18	600,000.00	12636WAD8	CNH ABS 2017-A A3	2.07%	5/15/22	1,035.00		
INTEREST	8/15/18	8/15/18	175,000.00	18978CAC7	CNH 2017-C A3	2.08%	2/15/23	303.33		
INTEREST	8/15/18	8/15/18	355,000.00	47788BAD6	JOHN DEERE ABS 2017-B A3	1.82%	10/15/21	538.42		
INTEREST	8/15/18	8/15/18	355,000.00	89238MAD0	TOYOTA ABS 2017-A A3	1.73%	2/15/21	511.79		
INTEREST	8/15/18	8/15/18	525,000.00	02582JHG8	AMERICAN EXPRESS ABS 2017-4 A	1.64%	12/15/21	717.50		

MARION COUNTY POOLED OPERATING FUND

Portfolio Activity

Tran. Type	Trade Date	Settle Date	Par (\$)	CUSIP	Security Description	Coupon	Maturity Date	Transact Amt (\$)	Yield	Realized G/L (BV)
INTEREST	8/15/18	8/15/18	870,000.00	05522RCW6	BANK OF AMERICA ABS 2017-A1 A1	1.95%	8/15/22	1,413.75		
INTEREST	8/15/18	8/15/18	825,000.00	34531EAD8	FORD ABS 2017-A A3	1.67%	6/15/21	1,148.13		
INTEREST	8/15/18	8/15/18	320,000.00	44891KAD7	HART 2018-A A3	2.79%	7/15/22	744.00		
INTEREST	8/15/18	8/15/18	420,000.00	02007PAC7	ALLY ABS 2017-1 A3	1.70%	6/15/21	595.00		
INTEREST	8/15/18	8/15/18	525,000.00	44931PAD8	HYUNDAI ABS 2017-A A3	1.76%	8/15/21	770.00		
INTEREST	8/15/18	8/15/18	500,000.00	912828W22	US TREASURY NOTES	1.37%	2/15/20	3,437.50		
INTEREST	8/15/18	8/15/18	800,000.00	14041NFN6	COMET 2017-A4 A4	1.99%	7/17/23	1,326.67		
INTEREST	8/15/18	8/15/18	975,000.00	02007HAC5	ALLY ABS 2017-2 A3	1.78%	8/15/21	1,446.25		
INTEREST	8/15/18	8/15/18	1,050,000.00	02582JHE3	AMERICAN EXPRESS ABS 2017-3 A	1.77%	11/15/22	1,548.75		
INTEREST	8/15/18	8/15/18	990,000.00	02582JHJ2	AMERICAN EXPRESS ABS 2017-6 A	2.04%	5/15/23	1,666.00		
INTEREST	8/15/18	8/15/18	348,658.56	12594DAD0	CNH ABS 2016-B A3	1.63%	8/15/21	473.59		
INTEREST	8/15/18	8/15/18	47,862.16	34530VAD1	FORD ABS 2015-B A3	1.16%	11/15/19	46.27		
INTEREST	8/15/18	8/15/18	650,000.00	44891EAC3	HYUNDAI ABS 2016-B A3	1.29%	4/15/21	698.75		
INTEREST	8/15/18	8/15/18	285,000.00	14313FAD1	CARMAX AUTO OWNER TRUST	3.13%	6/15/23	495.58		
INTEREST	8/15/18	8/15/18	1,400,000.00	459058FK4	INTL BANK OF RECON AND DEV SN NOTE	0.87%	8/15/19	6,132.00		
PAYDOWNS	8/15/18	8/15/18	39,903.62	34530VAD1	FORD ABS 2015-B A3	1.16%	11/15/19	39,903.62		0.00
PAYDOWNS	8/15/18	8/15/18	23,727.09	65478WAD7	NISSAN ABS 2016-C A3	1.18%	1/15/21	23,727.09		0.00
PAYDOWNS	8/15/18	8/15/18	69,828.18	14314JAB6	CARMAX ABS 2017-1 A2	1.54%	2/15/20	69,828.18		0.00
PAYDOWNS	8/15/18	8/15/18	11,279.93	12594DAD0	CNH ABS 2016-B A3	1.63%	8/15/21	11,279.93		0.00
PAYDOWNS	8/15/18	8/15/18	35,659.67	02007LAC6	ALLY ABS 2016-3 A3	1.44%	8/15/20	35,659.67		0.00
PAYDOWNS	8/15/18	8/15/18	61,510.10	14312QAB2	CARMAX ABS 2016-4 A2	1.21%	11/15/19	61,510.10		0.00
PAYDOWNS	8/15/18	8/15/18	21,391.68	44930UAD8	HYUNDAI ABS 2016-A A3	1.56%	9/15/20	21,391.68		0.00

MARION COUNTY POOLED OPERATING FUND

Portfolio Activity

Tran. Type	Trade Date	Settle Date	Par (\$)	CUSIP	Security Description	Coupon	Maturity Date	Transact Amt (\$)	Yield	Realized G/L (BV)
PAYDOWNS	8/15/18	8/15/18	26,601.92	47788NAC2	JOHN DEERE ABS 2016-B A3	1.25%	6/15/20	26,601.92		0.00
INTEREST	8/16/18	8/16/18	425,000.00	36255JAD6	GMCAR 2018-3 A3	3.02%	5/16/23	998.28		
INTEREST	8/17/18	8/17/18	750,000.00	06406HDD8	BNY MELLON CORP NOTE (CALLABLE)	2.60%	8/17/20	9,750.00		
INTEREST	8/18/18	8/18/18	475,915.62	438124AC3	HONDA ABS 2016-3 A3	1.16%	6/18/19	460.05		
INTEREST	8/18/18	8/18/18	420,000.00	43814UAG4	HAROT 2018-2 A3	3.01%	5/18/22	1,053.50		
PAYDOWNS	8/18/18	8/18/18	45,140.88	438124AC3	HONDA ABS 2016-3 A3	1.16%	6/18/19	45,140.88		0.00
INTEREST	8/21/18	8/21/18	585,000.00	43814TAC6	HONDA ABS 2017-1 A3	1.72%	7/21/21	838.50		
INTEREST	8/22/18	8/22/18	700,000.00	02665WBA8	AMERICAN HONDA FINANCE CORP NOTES	1.70%	2/22/19	5,950.00		
INTEREST	8/28/18	8/28/18	2,100,000.00	3135G0P49	FNMA NOTES	1.00%	8/28/19	10,500.00		
INTEREST	8/28/18	8/28/18	1,215,000.00	3135G0T29	FNMA NOTES	1.50%	2/28/20	9,112.50		
INTEREST	8/31/18	8/31/18	1,550,000.00	912828L32	US TREASURY NOTES	1.37%	8/31/20	10,656.25		
INTEREST	8/31/18	8/31/18	2,000,000.00	912828L32	US TREASURY NOTES	1.37%	8/31/20	13,750.00		
INTEREST	8/31/18	8/31/18	2,000,000.00	912828L32	US TREASURY NOTES	1.37%	8/31/20	13,750.00		
INTEREST	9/1/18	9/1/18	725,000.00	69371RN93	PACCAR FINANCIAL CORP NOTES	2.80%	3/1/21	10,375.56		
INTEREST	9/1/18	9/15/18	833,044.20	31306YC66	FHLMC POOL #J20993	2.50%	11/1/22	1,735.51		
INTEREST	9/1/18	9/15/18	574,756.43	3128MFP69	FHLMC POOL #G16545	3.50%	9/15/32	1,676.37		
INTEREST	9/1/18	9/15/18	680,950.11	3137A9QP4	FHLMC POOL #G16545	4.00%	4/1/41	2,269.83		
PAYDOWNS	9/1/18	9/15/18	9,099.44	3128MFP69	FHLMC POOL #G16545	3.50%	9/15/32	9,099.44		0.00
PAYDOWNS	9/1/18	9/15/18	17,457.67	3137A9QP4	FHLMC POOL #G16545	4.00%	4/1/41	17,457.67		0.00
PAYDOWNS	9/1/18	9/15/18	20,062.44	31306YC66	FHLMC POOL #J20993	2.50%	11/1/22	20,062.44		0.00
INTEREST	9/1/18	9/25/18	137,470.91	3136ASPX8	FNMA SERIES 2016-M9 ASQ2	1.78%	6/1/19	204.49		
INTEREST	9/1/18	9/25/18	154,331.50	3136AQDQ0	FANNIE MAE SERIES 2015-M13 ASQ2	1.64%	9/1/19	211.69		

MARION COUNTY POOLED OPERATING FUND

Portfolio Activity

Tran. Type	Trade Date	Settle Date	Par (\$)	CUSIP	Security Description	Coupon	Maturity Date	Transact Amt (\$)	Yield	Realized G/L (BV)
INTEREST	9/1/18	9/25/18	919,891.22	31417DXZ1	FNMA POOL #AB6995	2.50%	11/1/22	1,916.44		
INTEREST	9/1/18	9/25/18	55,336.89	3136ANMF1	FNMA SERIES 2015-M8 FA	2.32%	11/1/18	107.45		
INTEREST	9/1/18	9/25/18	786,856.19	3136B1XP4	FNA 2018-M5 A2	3.56%	9/25/21	2,376.30		
INTEREST	9/1/18	9/25/18	351,428.26	3138AUQ42	FNMA POOL #AJ3174	3.50%	10/1/26	1,025.00		
INTEREST	9/1/18	9/25/18	414,350.90	3137B5JL8	FHLMC MULTIFAMILY STRUCTURED P	2.66%	2/25/23	921.59		
INTEREST	9/1/18	9/25/18	406,778.74	3138EJR42	FNMA POOL #AL2306	3.50%	6/25/27	1,186.44		
INTEREST	9/1/18	9/25/18	358,345.13	31418AFW3	FNMA POOL #MA1080	3.00%	6/1/22	895.86		
INTEREST	9/1/18	9/25/18	84,882.62	3136ANA98	FNMA SERIES 2015-M10 FA	2.40%	3/1/19	170.67		
INTEREST	9/1/18	9/25/18	46,632.88	3136AQS1	FNMA SERIES 2015-M15 ASQ2	1.89%	1/1/19	73.76		
PAYDOWNS	9/1/18	9/25/18	17,101.96	3138AUQ42	FNMA POOL #AJ3174	3.50%	10/1/26	17,101.96		0.00
PAYDOWNS	9/1/18	9/25/18	25,244.10	31417DXZ1	FNMA POOL #AB6995	2.50%	11/1/22	25,244.10		0.00
PAYDOWNS	9/1/18	9/25/18	15,879.06	31418AFW3	FNMA POOL #MA1080	3.00%	6/1/22	15,879.06		0.00
PAYDOWNS	9/1/18	9/25/18	9,655.68	3138EJR42	FNMA POOL #AL2306	3.50%	6/25/27	9,655.68		0.00
PAYDOWNS	9/1/18	9/25/18	14,492.12	3136AQS1	FNMA SERIES 2015-M15 ASQ2	1.89%	1/1/19	14,492.12		0.00
PAYDOWNS	9/1/18	9/25/18	97,392.06	3136ASPX8	FNMA SERIES 2016-M9 ASQ2	1.78%	6/1/19	97,392.06		0.00
PAYDOWNS	9/1/18	9/25/18	6,916.13	3137B5JL8	FHLMC MULTIFAMILY STRUCTURED P	2.66%	2/25/23	6,916.13		0.00
PAYDOWNS	9/1/18	9/25/18	22,134.27	3136B1XP4	FNA 2018-M5 A2	3.56%	9/25/21	22,134.27		0.00
PAYDOWNS	9/1/18	9/25/18	30,421.26	3136ANMF1	FNMA SERIES 2015-M8 FA	2.32%	11/1/18	30,421.26		0.00
PAYDOWNS	9/1/18	9/25/18	3,972.27	3136ANA98	FNMA SERIES 2015-M10 FA	2.40%	3/1/19	3,972.27		0.00
PAYDOWNS	9/1/18	9/25/18	21,538.57	3136AQDQ0	FANNIE MAE SERIES 2015-M13 ASQ2	1.64%	9/1/19	21,538.57		0.00
INTEREST	9/3/18	9/3/18	745,000.00	0258M0EE5	AMERICAN EXPRESS CREDIT (CALLABLE) NOTE	2.20%	3/3/20	8,195.00		
INTEREST	9/4/18	9/4/18	910,000.00	14913Q2A6	CATERPILLAR FINL SERVICE NOTE	1.85%	9/4/20	8,417.50		

MARION COUNTY POOLED OPERATING FUND

Portfolio Activity

Tran. Type	Trade Date	Settle Date	Par (\$)	CUSIP	Security Description	Coupon	Maturity Date	Transact Amt (\$)	Yield	Realized G/L (BV)
INTEREST	9/4/18	9/4/18	230,000.00	25468PDP8	WALT DISNEY COMPANY CORP NOTES	1.95%	3/4/20	2,242.50		
INTEREST	9/4/18	9/4/18	0.00	MONEY0002	MONEY MARKET FUND			627.53		
BUY	9/4/18	9/7/18	775,000.00	717081EM1	PFIZER INC CORP NOTE	3.00%	9/15/21	(773,953.75)	3.05%	
BUY	9/4/18	9/7/18	175,000.00	904764BF3	UNILEVER CAPITAL CORP	3.00%	3/7/22	(174,153.00)	3.15%	
BUY	9/4/18	9/7/18	175,000.00	14913Q2N8	CATERPILLAR FINANCIAL SERVICES CORP CORP	3.15%	9/7/21	(174,865.25)	3.18%	
SELL	9/5/18	9/7/18	1,300,000.00	166764BA7	CHEVRON CORP CORP NOTES	1.79%	11/16/18	1,305,965.92	2.26%	(1,209.00)
BUY	9/5/18	9/10/18	600,000.00	24422EUK3	JOHN DEERE CAPITAL CORP CORP NOTES	3.12%	9/10/21	(599,814.00)	3.14%	
INTEREST	9/6/18	9/6/18	1,225,000.00	961214DJ9	WESTPAC BANKING CORP NOTES	2.15%	3/6/20	13,168.75		
INTEREST	9/9/18	9/9/18	1,220,000.00	45950VLQ7	INTERNATIONAL FINANCE CORPORATION NOTE	2.63%	3/9/21	15,445.20		
BUY	9/10/18	9/17/18	500,000.00	89114QC71	TORONTO-DOMINION BANK	3.15%	9/17/20	(499,895.00)	3.16%	
BUY	9/11/18	9/14/18	290,000.00	88579YBA8	3M COMPANY	3.00%	9/14/21	(289,405.50)	3.07%	
INTEREST	9/15/18	9/15/18	279,488.13	02007LAC6	ALLY ABS 2016-3 A3	1.44%	8/15/20	335.39		
INTEREST	9/15/18	9/15/18	250,000.00	12635YAD5	CNH ABS 2016-C A3	1.44%	12/15/21	300.00		
INTEREST	9/15/18	9/15/18	175,000.00	18978CAC7	CNH 2017-C A3	2.08%	2/15/23	303.33		
INTEREST	9/15/18	9/15/18	355,000.00	47788BAD6	JOHN DEERE ABS 2017-B A3	1.82%	10/15/21	538.42		
INTEREST	9/15/18	9/15/18	450,000.00	89190BAD0	TOYOTA ABS 2017-B A3	1.76%	7/15/21	660.00		
INTEREST	9/15/18	9/15/18	1,050,000.00	02582JHE3	AMERICAN EXPRESS ABS 2017-3 A	1.77%	11/15/22	1,548.75		
INTEREST	9/15/18	9/15/18	980,000.00	02582JHJ2	AMERICAN EXPRESS ABS 2017-6 A	2.04%	5/15/23	1,666.00		
INTEREST	9/15/18	9/15/18	825,000.00	34531EAD8	FORD ABS 2017-A A3	1.67%	6/15/21	1,148.13		
INTEREST	9/15/18	9/15/18	320,000.00	44891KAD7	HART 2018-A A3	2.79%	7/15/22	744.00		
INTEREST	9/15/18	9/15/18	975,000.00	02007HAC5	ALLY ABS 2017-2 A3	1.78%	8/15/21	1,446.25		
INTEREST	9/15/18	9/15/18	355,000.00	89238MAD0	TOYOTA ABS 2017-A A3	1.73%	2/15/21	511.79		

MARION COUNTY POOLED OPERATING FUND

Portfolio Activity

Tran. Type	Trade Date	Settle Date	Par (\$)	CUSIP	Security Description	Coupon	Maturity Date	Transact Amt (\$)	Yield	Realized G/L (BV)
INTEREST	9/15/18	9/15/18	200,457.25	44930UAD8	HYUNDAI ABS 2016-A A3	1.56%	9/15/20	260.59		
INTEREST	9/15/18	9/15/18	250,000.00	47787XAC1	JOHN DEERE ABS 2017-A A3	1.78%	4/15/21	370.83		
INTEREST	9/15/18	9/15/18	329,891.25	65478WAD7	NISSAN ABS 2016-C A3	1.18%	1/15/21	324.39		
INTEREST	9/15/18	9/15/18	525,000.00	44931PAD8	HYUNDAI ABS 2017-A A3	1.76%	8/15/21	770.00		
INTEREST	9/15/18	9/15/18	715,000.00	02004VAC7	ALLYA 2018-2 A3	2.92%	11/15/22	1,739.83		
INTEREST	9/15/18	9/15/18	870,000.00	05522RCW6	BANK OF AMERICA ABS 2017-A1 A1	1.95%	8/15/22	1,413.75		
INTEREST	9/15/18	9/15/18	690,000.00	654747AD6	NISSAN ABS 2017-A A3	1.74%	8/15/21	1,000.50		
INTEREST	9/15/18	9/15/18	550,000.00	98163EAD8	WORLD OMNI AUTO RECEIVABLES TR	3.13%	11/15/23	2,104.06		
INTEREST	9/15/18	9/15/18	800,000.00	14041NFN6	COMET 2017-A4 A4	1.99%	7/17/23	1,326.67		
INTEREST	9/15/18	9/15/18	285,000.00	14313FAD1	CARMAX AUTO OWNER TRUST	3.13%	6/15/23	743.38		
INTEREST	9/15/18	9/15/18	575,000.00	58772RAD6	MBART 2018-1 A3	3.03%	1/15/23	1,451.88		
INTEREST	9/15/18	9/15/18	510,000.00	63743HER9	NATIONAL RURAL UTIL COOP	2.90%	3/15/21	8,175.58		
INTEREST	9/15/18	9/15/18	337,378.63	12594DAD0	CNH ABS 2016-B A3	1.63%	8/15/21	458.27		
INTEREST	9/15/18	9/15/18	600,000.00	12636WAD8	CNH ABS 2017-A A3	2.07%	5/15/22	1,035.00		
INTEREST	9/15/18	9/15/18	810,000.00	12652VAC1	CNH 2018-A A3	3.12%	7/15/23	2,106.00		
INTEREST	9/15/18	9/15/18	167,234.29	14314JAB6	CARMAX ABS 2017-1 A2	1.54%	2/15/20	214.62		
INTEREST	9/15/18	9/15/18	295,000.00	14314XAB5	CARMX 2018-2 A2	2.73%	8/15/21	671.13		
INTEREST	9/15/18	9/15/18	290,000.00	47788CAC6	JDOT 2018-A A3	2.66%	4/15/22	642.83		
INTEREST	9/15/18	9/15/18	248,491.00	47788NAC2	JOHN DEERE ABS 2016-B A3	1.25%	6/15/20	258.84		
INTEREST	9/15/18	9/15/18	650,000.00	44891EAC3	HYUNDAI ABS 2016-B A3	1.29%	4/15/21	698.75		
INTEREST	9/15/18	9/15/18	420,000.00	02007PAC7	ALLY ABS 2017-1 A3	1.70%	6/15/21	595.00		
INTEREST	9/15/18	9/15/18	525,000.00	02582JHG8	AMERICAN EXPRESS ABS 2017-4 A	1.64%	12/15/21	717.50		

MARION COUNTY POOLED OPERATING FUND

Portfolio Activity

Tran. Type	Trade Date	Settle Date	Par (\$)	CUSIP	Security Description	Coupon	Maturity Date	Transact Amt (\$)	Yield	Realized G/L (BV)
INTEREST	9/15/18	9/15/18	7,958.53	34530VAD1	FORD ABS 2015-B A3	1.16%	11/15/19	7.69		
PAYDOWNS	9/15/18	9/15/18	13,537.04	44891EAC3	HYUNDAI ABS 2016-B A3	1.29%	4/15/21	13,537.04		0.00
PAYDOWNS	9/15/18	9/15/18	7,958.56	34530VAD1	FORD ABS 2015-B A3	1.16%	11/15/19	7,958.56		0.00
PAYDOWNS	9/15/18	9/15/18	24,596.71	65478WAD7	NISSAN ABS 2016-C A3	1.18%	1/15/21	24,596.71		0.00
PAYDOWNS	9/15/18	9/15/18	70,996.17	14314JAB6	CARMAX ABS 2017-1 A2	1.54%	2/15/20	70,996.17		0.00
PAYDOWNS	9/15/18	9/15/18	14,537.13	12594DAD0	CNH ABS 2016-B A3	1.63%	8/15/21	14,537.13		0.00
PAYDOWNS	9/15/18	9/15/18	18,751.51	02007PAC7	ALLY ABS 2017-1 A3	1.70%	6/15/21	18,751.51		0.00
PAYDOWNS	9/15/18	9/15/18	35,340.12	02007LAC6	ALLY ABS 2016-3 A3	1.44%	8/15/20	35,340.12		0.00
PAYDOWNS	9/15/18	9/15/18	6,936.43	12635YAD5	CNH ABS 2016-C A3	1.44%	12/15/21	6,936.43		0.00
PAYDOWNS	9/15/18	9/15/18	21,723.28	44930UAD8	HYUNDAI ABS 2016-A A3	1.56%	9/15/20	21,723.28		0.00
PAYDOWNS	9/15/18	9/15/18	21,378.77	47788NAC2	JOHN DEERE ABS 2016-B A3	1.25%	6/15/20	21,378.77		0.00
INTEREST	9/16/18	9/16/18	425,000.00	36255JAD6	GMCAR 2018-3 A3	3.02%	5/16/23	1,069.58		
INTEREST	9/16/18	9/16/18	1,375,000.00	00828ECA5	AFRICAN DEVELOPMENT BANK NOTE	1.87%	3/16/20	12,890.63		
INTEREST	9/18/18	9/18/18	430,774.74	438124AC3	HONDA ABS 2016-3 A3	1.16%	6/18/19	416.42		
INTEREST	9/18/18	9/18/18	420,000.00	43814UAG4	HAROT 2018-2 A3	3.01%	5/18/22	1,053.50		
PAYDOWNS	9/18/18	9/18/18	46,820.72	438124AC3	HONDA ABS 2016-3 A3	1.16%	6/18/19	46,820.72		0.00
BUY	9/18/18	9/21/18	345,000.00	34531LAD2	FORDL 2018-B A3	3.19%	12/15/21	(344,970.85)	3.41%	
BUY	9/18/18	9/26/18	255,000.00	36256GAD1	GMALT 2018-3 A3	3.18%	6/20/21	(254,979.86)	3.19%	
INTEREST	9/20/18	9/20/18	1,140,000.00	00828EBQ1	AFRICAN DEVELOPMENT BANK NOTE	1.12%	9/20/19	6,412.50		
BUY	9/20/18	9/21/18	4,750,000.00	9128285A4	US TREASURY NB	2.75%	9/15/21	(4,733,053.73)	2.89%	
SELL	9/20/18	9/21/18	3,630,000.00	3130A8DB6	FHLB GLOBAL NOTE	1.12%	6/21/19	3,602,566.27	2.53%	(45,716.07)
SELL	9/20/18	9/21/18	725,000.00	3130A8DB6	FHLB GLOBAL NOTE	1.12%	6/21/19	719,578.81	2.52%	(7,384.17)

MARION COUNTY POOLED OPERATING FUND

Portfolio Activity

Tran. Type	Trade Date	Settle Date	Par (\$)	CUSIP	Security Description	Coupon	Maturity Date	Transact Amt (\$)	Yield	Realized G/L (BV)
SELL	9/20/18	9/21/18	870,000.00	3130A8DB6	FHLB GLOBAL NOTE	1.12%	6/21/19	863,424.98	2.53%	(8,930.60)
INTEREST	9/21/18	9/21/18	585,000.00	43814TAC6	HONDA ABS 2017-1 A3	1.72%	7/21/21	838.50		
PAYDOWNS	9/21/18	9/21/18	803.16	43814TAC6	HONDA ABS 2017-1 A3	1.72%	7/21/21	803.16		0.00
INTEREST	9/22/18	9/22/18	550,000.00	00828ECZ0	AFRICAN DEVELOPMENT BANK NOTE	2.62%	3/22/21	7,218.75		
INTEREST	9/22/18	9/22/18	780,000.00	904764AZ0	UNILEVER CAPITAL CORP NOTES	2.75%	3/22/21	10,725.00		
INTEREST	9/28/18	9/28/18	1,250,000.00	3130ACE26	FHLB NOTES	1.37%	9/28/20	8,593.75		
INTEREST	9/30/18	9/30/18	2,500,000.00	912828C57	US TREASURY NOTES	2.25%	3/31/21	28,125.00		
TOTALS								(518,930.67)		(88,274.41)

Managed Account Detail of Securities Held

Security Type/Description Dated Date/Coupon/Maturity	CUSIP	Par	S&P Rating	Moody's Rating	Trade Date	Settle Date	Original Cost	YTM at Cost	Accrued Interest	Amortized Cost	Market Value
U.S. Treasury Bond / Note											
US TREASURY NOTES DTD 12/01/2014 1.500% 11/30/2019	912828G61	1,200,000.00	AA+	Aaa	12/1/2016	12/5/2016	1,201,500.00	1.46	6,049.18	1,200,592.54	1,183,546.80
US TREASURY NOTES DTD 02/02/2015 1.250% 01/31/2020	912828H52	3,350,000.00	AA+	Aaa	1/3/2017	1/5/2017	3,323,566.41	1.51	7,055.03	3,338,395.03	3,285,093.75
US TREASURY NOTES DTD 02/15/2017 1.375% 02/15/2020	912828W22	1,750,000.00	AA+	Aaa	8/31/2017	9/1/2017	1,750,205.08	1.37	3,073.20	1,750,117.46	1,717,803.50
US TREASURY NOTES DTD 02/15/2017 1.375% 02/15/2020	912828W22	500,000.00	AA+	Aaa	1/5/2018	1/9/2018	493,847.66	1.98	878.06	495,955.12	490,801.00
US TREASURY NOTES DTD 06/01/2015 1.500% 05/31/2020	912828XE5	150,000.00	AA+	Aaa	5/9/2017	5/12/2017	149,619.14	1.59	756.15	149,790.38	146,859.30
US TREASURY NOTES DTD 05/31/2013 1.375% 05/31/2020	912828VF4	625,000.00	AA+	Aaa	12/28/2017	12/29/2017	616,699.22	1.94	2,888.06	619,255.56	610,620.00
US TREASURY NOTES DTD 06/30/2015 1.625% 06/30/2020	912828XH8	445,000.00	AA+	Aaa	6/26/2017	6/28/2017	446,599.22	1.50	1,827.46	445,938.30	436,065.29
US TREASURY NOTES DTD 07/31/2015 1.625% 07/31/2020	912828XM7	1,100,000.00	AA+	Aaa	7/6/2017	7/7/2017	1,100,601.56	1.61	3,011.55	1,100,365.26	1,076,710.80
US TREASURY NOTES DTD 07/31/2015 1.625% 07/31/2020	912828XM7	4,625,000.00	AA+	Aaa	7/5/2017	7/7/2017	4,628,251.95	1.60	12,662.19	4,626,971.45	4,527,079.50
US TREASURY NOTES DTD 08/31/2015 1.375% 08/31/2020	912828L32	2,000,000.00	AA+	Aaa	8/31/2017	9/1/2017	1,996,093.75	1.44	2,354.97	1,997,486.18	1,946,406.00
US TREASURY NOTES DTD 08/31/2015 1.375% 08/31/2020	912828L32	2,000,000.00	AA+	Aaa	8/31/2017	9/1/2017	1,996,562.50	1.43	2,354.97	1,997,787.94	1,946,406.00
US TREASURY NOTES DTD 08/31/2015 1.375% 08/31/2020	912828L32	1,550,000.00	AA+	Aaa	8/1/2017	8/3/2017	1,543,521.48	1.51	1,825.10	1,545,936.74	1,508,464.65
US TREASURY NOTES DTD 10/31/2015 1.375% 10/31/2020	912828L99	650,000.00	AA+	Aaa	10/4/2017	10/5/2017	644,794.92	1.64	3,740.15	646,445.11	630,880.90
US TREASURY NOTES DTD 10/31/2015 1.375% 10/31/2020	912828L99	825,000.00	AA+	Aaa	10/5/2017	10/6/2017	817,910.16	1.66	4,747.11	820,153.06	800,733.45
US TREASURY NOTES DTD 11/30/2015 1.625% 11/30/2020	912828M98	2,275,000.00	AA+	Aaa	11/3/2017	11/6/2017	2,264,958.01	1.77	12,423.92	2,267,863.53	2,216,969.30

Managed Account Detail of Securities Held

Security Type/Description Dated Date/Coupon/Maturity	CUSIP	Par	S&P Rating	Moody's Rating	Trade Date	Settle Date	Original Cost	YTM at Cost	Accrued Interest	Amortized Cost	Market Value
U.S. Treasury Bond / Note											
US TREASURY NOTES DTD 12/31/2015 1.750% 12/31/2020	912828N48	1,200,000.00	AA+	Aaa	12/7/2017	12/8/2017	1,193,015.63	1.95	5,307.07	1,194,840.02	1,171,500.00
US TREASURY NOTES DTD 12/31/2015 1.750% 12/31/2020	912828N48	2,200,000.00	AA+	Aaa	12/1/2017	12/5/2017	2,189,515.63	1.91	9,729.62	2,192,277.34	2,147,750.00
US TREASURY NOTES DTD 01/31/2016 1.375% 01/31/2021	912828N89	1,500,000.00	AA+	Aaa	1/3/2018	1/4/2018	1,470,644.53	2.04	3,474.86	1,477,574.31	1,450,020.00
US TREASURY NOTES DTD 01/31/2016 1.375% 01/31/2021	912828N89	600,000.00	AA+	Aaa	2/1/2018	2/2/2018	583,312.50	2.34	1,389.95	586,911.11	580,008.00
US TREASURY NOTES DTD 03/31/2014 2.250% 03/31/2021	912828C57	2,500,000.00	AA+	Aaa	3/5/2018	3/6/2018	2,485,937.50	2.44	154.53	2,488,494.08	2,463,182.50
US TREASURY NOTES DTD 06/30/2014 2.125% 06/30/2021	912828WR7	2,350,000.00	AA+	Aaa	6/4/2018	6/6/2018	2,314,291.02	2.64	12,620.07	2,317,899.80	2,303,458.25
US TREASURY N/B DTD 09/17/2018 2.750% 09/15/2021	9128285A4	4,750,000.00	AA+	Aaa	9/20/2018	9/21/2018	4,730,888.67	2.89	5,773.48	4,731,060.04	4,732,002.25
Security Type Sub-Total		38,145,000.00					37,942,336.54	1.92	104,096.68	37,992,110.36	37,372,361.24
Supra-National Agency Bond / Note											
INTER-AMERICAN DEVELOPMENT BANK DTD 04/12/2016 1.000% 05/13/2019	458182DX7	1,300,000.00	AAA	Aaa	4/5/2016	4/12/2016	1,296,100.00	1.10	4,983.33	1,299,209.91	1,287,150.80
INTL BANK OF RECON AND DEV SN NOTE DTD 07/13/2016 0.875% 08/15/2019	459058FK4	1,400,000.00	AAA	Aaa	7/6/2016	7/13/2016	1,399,706.00	0.88	1,565.28	1,399,915.64	1,378,816.60
AFRICAN DEVELOPMENT BANK NOTE DTD 09/20/2016 1.125% 09/20/2019	00628EBQ1	1,140,000.00	AAA	Aaa	9/14/2016	9/20/2016	1,138,791.60	1.16	391.88	1,139,604.94	1,122,376.74
ASIAN DEVELOPMENT BANK NOTE DTD 01/12/2017 1.750% 01/10/2020	045167DT7	1,200,000.00	AAA	Aaa	1/4/2017	1/12/2017	1,199,304.00	1.77	4,725.00	1,199,699.06	1,184,092.80
AFRICAN DEVELOPMENT BANK NOTE DTD 03/16/2017 1.875% 03/16/2020	00628ECA5	1,375,000.00	AAA	Aaa	3/8/2017	3/16/2017	1,372,965.00	1.93	1,074.22	1,373,996.26	1,355,392.50

Managed Account Detail of Securities Held

Security Type/Description Dated Date/Coupon/Maturity	CUSIP	Par	S&P Rating	Moody's Rating	Trade Date	Settle Date	Original Cost	YTM at Cost	Accrued Interest	Amortized Cost	Market Value
Supra-National Agency Bond / Note											
INTER-AMERICAN DEVEL BK NOTE DTD 04/12/2017 1.625% 05/12/2020	4581X0CX4	1,220,000.00	AAA	Aaa	4/5/2017	4/12/2017	1,217,108.60	1.70	7,654.65	1,218,464.97	1,196,128.26
INTERNATIONAL FINANCE CORPORATION NOTE DTD 03/16/2018 2.635% 03/09/2021	45950VLQ7	1,220,000.00	AAA	Aaa	3/9/2018	3/16/2018	1,219,085.00	2.66	1,964.54	1,219,242.84	1,208,971.20
AFRICAN DEVELOPMENT BANK NOTE DTD 03/22/2018 2.625% 03/22/2021	00828ECZ0	550,000.00	AAA	Aaa	3/14/2018	3/22/2018	549,433.50	2.66	360.94	549,529.45	545,029.65
INTER-AMERICAN DEVELOPMENT BANK NOTE DTD 04/19/2018 2.625% 04/19/2021	4581X0DB1	740,000.00	AAA	Aaa	4/12/2018	4/19/2018	738,372.00	2.70	8,741.25	738,608.08	733,277.10
INTL BANK OF RECONSTRUCTION AND DEV NOTE DTD 07/25/2018 2.750% 07/23/2021	459059GH0	1,200,000.00	AAA	Aaa	7/18/2018	7/25/2018	1,197,192.00	2.83	6,050.00	1,197,357.54	1,192,591.20
Security Type Sub-Total		11,345,000.00					11,328,057.70	1.85	37,511.09	11,335,628.69	11,203,826.85
Municipal Bond / Note											
FL ST BOARD ADMIN FIN CORP TXBL REV BD DTD 03/08/2016 2.163% 07/01/2019	341271AA2	2,700,000.00	AA	Aa3	2/23/2016	3/8/2016	2,700,000.00	2.16	14,600.25	2,700,000.00	2,690,820.00
Security Type Sub-Total		2,700,000.00					2,700,000.00	2.16	14,600.25	2,700,000.00	2,690,820.00
Federal Agency Mortgage-Backed Security											
FNMA POOL #MA1080 DTD 05/01/2012 3.000% 06/01/2022	31418AFW3	342,466.07	AA+	Aaa	7/19/2012	7/24/2012	363,228.06	1.73	856.17	350,336.62	341,890.71
FNMA POOL #AB6995 DTD 11/01/2012 2.500% 11/01/2022	31417DXZ1	894,647.12	AA+	Aaa	11/29/2012	12/4/2012	938,191.27	1.31	1,863.85	912,085.32	882,228.90
FHLMC POOL #J20993 DTD 10/01/2012 2.500% 11/01/2022	31306YC66	812,981.76	AA+	Aaa	2/1/2013	2/14/2013	845,501.03	1.65	1,693.71	826,258.45	803,412.67
FNMA POOL #AJ3174 DTD 09/01/2011 3.500% 10/01/2026	3138AUQ42	334,326.30	AA+	Aaa	2/5/2016	2/17/2016	355,221.70	2.27	975.12	351,866.70	336,208.25

Managed Account Detail of Securities Held

Security Type/Description Dated Date/Coupon/Maturity	CUSIP	Par	S&P Rating	Moody's Rating	Trade Date	Settle Date	Original Cost	YTM at Cost	Accrued Interest	Amortized Cost	Market Value
Federal Agency Mortgage-Backed Security											
FNMA POOL #AL2306 DTD 08/01/2012 3.500% 06/25/2027	3138EJR42	397,123.06	AA+	Aaa	7/6/2018	7/9/2018	402,459.40	3.00	1,158.28	402,383.94	399,358.49
FHLMC POOL #G16545 DTD 06/01/2018 3.500% 09/15/2032	3128MFP69	565,656.99	AA+	Aaa	7/6/2018	7/11/2018	573,611.54	3.17	1,649.83	573,397.59	568,869.25
Security Type Sub-Total		3,347,201.30					3,478,213.00	2.05	8,196.96	3,416,328.62	3,331,968.27
Federal Agency Collateralized Mortgage Obligation											
FNMA SERIES 2015-M8 FA DTD 05/01/2015 2.327% 11/01/2018	3136ANMF1	24,915.63	AA+	Aaa	5/13/2015	5/29/2015	24,909.72	0.36	48.31	24,915.63	24,907.70
FNMA SERIES 2015-M15 ASQ2 DTD 11/01/2015 1.898% 01/01/2019	3136AQS01	32,140.76	AA+	Aaa	11/6/2015	11/30/2015	32,462.17	1.20	50.84	32,140.76	32,022.52
FNMA SERIES 2015-M10 FA DTD 06/01/2015 2.409% 03/01/2019	3136ANA98	80,910.35	AA+	Aaa	6/12/2015	6/30/2015	80,886.93	0.43	162.46	80,910.35	80,791.96
FNMA SERIES 2016-M9 ASQ2 DTD 06/01/2016 1.785% 06/01/2019	3136ASPX8	40,078.85	AA+	Aaa	6/9/2016	6/30/2016	40,479.62	1.05	59.62	40,124.63	39,825.05
FANNIE MAE SERIES 2015-M13 ASQ2 DTD 10/01/2015 1.646% 09/01/2019	3136AQDQ0	132,792.93	AA+	Aaa	10/7/2015	10/30/2015	134,122.71	1.08	182.15	132,969.32	132,287.79
FNA 2018-M5 A2 DTD 04/01/2018 3.560% 09/25/2021	3136B1XP4	764,721.92	AA+	Aaa	4/11/2018	4/30/2018	779,933.01	2.27	2,268.68	778,265.39	771,935.54
FHLMC MULTIFAMILY STRUCTURED P DTD 11/01/2013 2.669% 02/25/2023	3137B5JL8	407,434.77	AA+	Aaa	6/13/2018	6/18/2018	405,349.84	2.81	906.20	405,417.86	403,524.13
FHLMC POOL #G16545 DTD 04/01/2011 4.000% 04/01/2041	3137A9QP4	663,492.44	AA+	Aaa	5/5/2015	5/8/2015	711,751.13	3.35	2,211.64	703,641.89	677,919.69
Security Type Sub-Total		2,146,487.65					2,209,895.13	2.51	5,889.90	2,198,385.83	2,163,214.38
Federal Agency Bond / Note											
FHLB GLOBAL NOTE DTD 06/03/2016 1.125% 06/21/2019	3130A8DB6	925,000.00	AA+	Aaa	6/27/2016	6/28/2016	933,103.00	0.83	2,890.63	926,981.18	915,599.23

Managed Account Detail of Securities Held

Security Type/Description Dated Date/Coupon/Maturity	CUSIP	Par	S&P Rating	Moody's Rating	Trade Date	Settle Date	Original Cost	YTM at Cost	Accrued Interest	Amortized Cost	Market Value
Federal Agency Bond / Note											
FNMA NOTES DTD 09/02/2016 1.000% 08/28/2019	3135G0P49	2,100,000.00	AA+	Aaa	10/5/2016	10/11/2016	2,095,275.00	1.08	1,925.00	2,098,495.88	2,069,732.70
FNMA NOTES DTD 02/28/2017 1.500% 02/28/2020	3135G0T29	1,215,000.00	AA+	Aaa	2/24/2017	2/28/2017	1,214,222.40	1.52	1,670.63	1,214,630.63	1,194,221.07
FHLB NOTES DTD 09/08/2017 1.375% 09/28/2020	3130ACE26	1,250,000.00	AA+	Aaa	9/7/2017	9/8/2017	1,245,987.50	1.48	143.23	1,247,362.05	1,214,806.25
FANNIE MAE NOTES DTD 06/25/2018 2.750% 06/22/2021	3135G0U35	905,000.00	AA+	Aaa	6/22/2018	6/25/2018	904,791.85	2.76	6,636.67	904,809.14	900,629.76
Security Type Sub-Total		6,395,000.00					6,393,379.75	1.44	13,266.16	6,392,278.88	6,294,989.01
Corporate Note											
AMERICAN HONDA FINANCE CORP NOTES DTD 02/23/2016 1.700% 02/22/2019	02665WBA8	700,000.00	A+	A2	2/18/2016	2/23/2016	699,860.00	1.71	1,289.17	699,981.30	697,356.10
GOLDMAN SACHS GRP INC CORP NT (CALLABLE) DTD 04/25/2016 2.000% 04/25/2019	38141GV78	1,300,000.00	BBB+	A3	4/21/2016	4/26/2016	1,299,168.00	2.02	11,266.67	1,299,838.98	1,295,084.70
GOLDMAN SACHS GRP INC CORP NT (CALLABLE) DTD 04/25/2016 2.000% 04/25/2019	38141GV78	270,000.00	BBB+	A3	4/20/2016	4/25/2016	269,249.40	2.10	2,340.00	269,854.68	268,979.13
IBM CORP NOTES DTD 02/19/2016 1.800% 05/17/2019	459200JE2	1,000,000.00	A+	A1	2/16/2016	2/19/2016	999,590.00	1.81	6,700.00	999,916.84	994,649.00
TOTAL CAPITAL SA CORP NOTES DTD 06/23/2014 2.100% 06/19/2019	89153VAM1	750,000.00	A+	Aa3	4/13/2017	4/19/2017	755,707.50	1.74	4,462.50	751,912.76	747,528.75
AMERICAN HONDA FINANCE DTD 07/12/2016 1.200% 07/12/2019	02665WBE0	780,000.00	A+	A2	7/7/2016	7/12/2016	779,220.00	1.23	2,054.00	779,794.38	770,669.64
BANK OF MONTREAL DTD 07/18/2016 1.500% 07/18/2019	06367THQ6	1,000,000.00	A+	Aa2	7/13/2016	7/18/2016	999,040.00	1.53	3,041.67	999,740.73	989,668.00

Managed Account Detail of Securities Held

Security Type/Description Dated Date/Coupon/Maturity	CUSIP	Par	S&P Rating	Moody's Rating	Trade Date	Settle Date	Original Cost	YTM at Cost	Accrued Interest	Amortized Cost	Market Value
Corporate Note											
ROYAL BANK OF CANADA CORP NOTES DTD 07/29/2016 1.500% 07/29/2019	78012KRK5	1,500,000.00	AA-	Aa2	7/25/2016	7/29/2016	1,498,290.00	1.54	3,875.00	1,499,520.54	1,484,547.00
APPLE INC CORP NOTES DTD 08/04/2016 1.100% 08/02/2019	037833CB4	540,000.00	AA+	Aa1	7/28/2016	8/4/2016	539,460.00	1.13	940.50	539,847.47	533,021.04
TORONTO DOMINION BANK NY CORP NOTES DTD 07/13/2016 1.450% 08/13/2019	89114QBJ6	1,370,000.00	AA-	Aa1	7/6/2016	7/13/2016	1,369,876.70	1.45	2,648.67	1,369,963.38	1,354,476.53
PEPSICO, INC CORP NOTES DTD 10/06/2016 1.350% 10/04/2019	713448DJ4	380,000.00	A+	A1	10/3/2016	10/6/2016	379,943.00	1.36	2,522.25	379,980.52	374,773.48
WAL-MART STORES INC CORP NOTE DTD 10/20/2017 1.750% 10/09/2019	931142DY6	550,000.00	AA	Aa2	10/11/2017	10/20/2017	549,989.00	1.75	4,598.61	549,993.62	545,036.25
HONEYWELL INTERNATIONAL CORP NOTES DTD 10/30/2017 1.800% 10/30/2019	438516BQ8	325,000.00	A	A2	10/23/2017	10/30/2017	324,746.50	1.84	2,453.75	324,861.93	321,817.60
AMERICAN EXPRESS CREDIT (CALLABLE) CORP DTD 10/31/2016 1.700% 10/30/2019	0258M0EC9	400,000.00	A-	A2	10/26/2016	10/31/2016	399,524.00	1.74	2,852.22	399,825.74	395,040.00
JPMORGAN CHASE & CO (CALLABLE) DTD 01/23/2015 2.250% 01/23/2020	46625HKA7	1,250,000.00	A-	A3	5/5/2017	5/10/2017	1,254,400.00	2.11	5,312.50	1,252,105.31	1,237,208.75
WELLS FARGO & CO CORP BONDS DTD 02/02/2015 2.150% 01/30/2020	94974BGF1	1,250,000.00	A-	A2	2/15/2017	2/21/2017	1,248,537.50	2.19	4,553.82	1,249,330.64	1,235,203.75
MICROSOFT CORP NOTES DTD 02/06/2017 1.850% 02/06/2020	594918BV5	190,000.00	AAA	Aaa	1/30/2017	2/6/2017	189,872.70	1.87	537.01	189,941.97	187,695.30
BP CAPITAL MARKETS PLC BONDS DTD 02/13/2015 2.315% 02/13/2020	05565QCX4	620,000.00	A-	A1	2/8/2017	2/13/2017	625,437.40	2.01	1,913.73	622,516.69	614,458.44
BP CAPITAL MARKETS PLC BONDS DTD 02/13/2015 2.315% 02/13/2020	05565QCX4	600,000.00	A-	A1	2/8/2017	2/14/2017	604,842.00	2.04	1,852.00	602,243.62	594,637.20
AMERICAN EXPRESS CREDIT (CALLABLE) NOTE DTD 03/03/2017 2.200% 03/03/2020	0258M0EE5	745,000.00	A-	A2	2/28/2017	3/3/2017	744,225.20	2.24	1,274.78	744,626.34	736,656.00

Managed Account Detail of Securities Held

Security Type/Description Dated Date/Coupon/Maturity	CUSIP	Par	S&P Rating	Moody's Rating	Trade Date	Settle Date	Original Cost	YTM at Cost	Accrued Interest	Amortized Cost	Market Value
Corporate Note											
WALT DISNEY COMPANY CORP NOTES DTD 03/06/2017 1.950% 03/04/2020	25468PDP8	230,000.00	A+	A2	3/1/2017	3/6/2017	229,940.20	1.96	336.38	229,971.05	226,871.77
WESTPAC BANKING CORP NOTES DTD 03/06/2017 2.150% 03/06/2020	961214DJ9	1,225,000.00	AA-	Aa3	2/27/2017	3/6/2017	1,224,473.25	2.16	1,828.99	1,224,744.62	1,209,308.98
TOYOTA MOTOR CREDIT CORP DTD 04/17/2017 1.950% 04/17/2020	89236TDU6	880,000.00	AA-	Aa3	4/11/2017	4/17/2017	879,595.20	1.97	7,817.33	879,788.67	866,710.24
UNILEVER CAPITAL CORP BONDS DTD 05/05/2017 1.800% 05/05/2020	904764AV9	175,000.00	A+	A1	5/2/2017	5/5/2017	174,441.75	1.91	1,277.50	174,699.41	171,632.30
GENERAL DYNAMICS CORP DTD 05/11/2018 2.875% 05/11/2020	369550BA5	720,000.00	A+	A2	5/8/2018	5/11/2018	717,451.20	3.06	8,050.00	717,935.57	718,260.48
INTEL CORP NOTES DTD 05/11/2017 1.850% 05/11/2020	458140AZ3	1,000,000.00	A+	A1	5/8/2017	5/11/2017	999,620.00	1.86	7,194.44	999,793.35	983,994.00
APPLE INC BONDS DTD 05/11/2017 1.800% 05/11/2020	037833CS7	440,000.00	AA+	Aa1	5/4/2017	5/11/2017	439,551.20	1.84	3,080.00	439,755.98	432,635.28
HERSHEY COMPANY DTD 05/10/2018 2.900% 05/15/2020	427866AY4	575,000.00	A	A1	5/3/2018	5/10/2018	574,620.50	2.93	6,531.04	574,693.68	574,215.13
HOME DEPOT INC CORP NOTES DTD 06/05/2017 1.800% 06/05/2020	437076BQ4	575,000.00	A	A2	5/24/2017	6/5/2017	574,666.50	1.82	3,335.00	574,811.31	565,808.63
WALT DISNEY COMPANY CORP NOTES DTD 06/06/2017 1.800% 06/05/2020	25468PDU7	800,000.00	A+	A2	6/1/2017	6/6/2017	799,072.00	1.84	4,640.00	799,474.32	784,871.20
BANK OF MONTREAL CORPORATE NOTE DTD 06/15/2017 2.100% 06/15/2020	06367TYL8	300,000.00	A+	Aa2	6/12/2017	6/15/2017	299,973.00	2.10	1,855.00	299,984.45	295,117.80
MORGAN STANLEY CORPORATE NOTES DTD 06/16/2015 2.800% 06/16/2020	61761JB32	600,000.00	BBB+	A3	8/2/2017	8/3/2017	611,244.00	2.12	4,900.00	606,778.70	595,287.00
JOHN DEERE CAPITAL CORP NOTES DTD 06/22/2017 1.950% 06/22/2020	24422ETS8	300,000.00	A	A2	6/19/2017	6/22/2017	299,817.00	1.97	1,608.75	299,893.50	294,675.30

Managed Account Detail of Securities Held

Security Type/Description Dated Date/Coupon/Maturity	CUSIP	Par	S&P Rating	Moody's Rating	Trade Date	Settle Date	Original Cost	YTM at Cost	Accrued Interest	Amortized Cost	Market Value
Corporate Note											
BNY MELLON CORP NOTE (CALLABLE) DTD 08/17/2015 2.600% 08/17/2020	06406HDD8	750,000.00	A	A1	2/16/2018	2/21/2018	746,317.50	2.81	2,383.33	747,200.24	744,082.50
CATERPILLAR FINL SERVICE NOTE DTD 09/07/2017 1.850% 09/04/2020	14913Q2A6	910,000.00	A	A3	9/5/2017	9/7/2017	909,235.60	1.88	1,262.63	909,502.91	887,936.14
TORONTO-DOMINION BANK DTD 09/17/2018 3.150% 09/17/2020	89114QC71	500,000.00	AA-	Aa1	9/10/2018	9/17/2018	499,895.00	3.16	612.50	499,897.00	500,570.00
CANADIAN IMPERIAL BANK CORP NOTE DTD 10/05/2017 2.100% 10/05/2020	136069VX6	610,000.00	A+	Aa2	9/28/2017	10/5/2017	609,505.90	2.13	6,262.67	609,665.32	595,858.37
CITIGROUP INC CORP NOTES DTD 10/26/2015 2.650% 10/26/2020	172967KB6	850,000.00	BBB+	Baa1	11/1/2017	11/3/2017	857,641.50	2.34	9,698.26	855,362.32	838,950.00
JOHNSON & JOHNSON CORP NOTE DTD 11/10/2017 1.950% 11/10/2020	478160CH5	200,000.00	AAA	Aaa	11/8/2017	11/10/2017	199,786.00	1.99	1,527.50	199,848.31	195,957.80
PACCAR FINANCIAL CORP NOTES DTD 11/13/2017 2.050% 11/13/2020	69371RN85	325,000.00	A+	A1	11/6/2017	11/13/2017	324,970.75	2.05	2,553.96	324,979.18	317,343.00
VISA INC (CALLABLE) CORP NOTES DTD 12/14/2015 2.200% 12/14/2020	92826CAB8	300,000.00	A+	A1	8/25/2017	8/30/2017	303,300.00	1.85	1,961.67	302,206.18	294,808.80
JOHN DEERE CAPITAL CORP NOTES DTD 01/08/2018 2.350% 01/08/2021	24422ETZ2	355,000.00	A	A2	1/3/2018	1/8/2018	354,815.40	2.37	1,923.41	354,859.20	348,733.90
BRANCH BANKING & TRUST (CALLABLE) NOTES DTD 10/26/2017 2.150% 02/01/2021	05531FAZ6	320,000.00	A-	A2	10/23/2017	10/26/2017	319,852.80	2.17	1,146.67	319,890.43	312,325.44
PACCAR FINANCIAL CORP NOTES DTD 02/27/2018 2.800% 03/01/2021	69371RN93	725,000.00	A+	A1	2/22/2018	2/27/2018	724,644.75	2.82	1,691.67	724,713.88	717,466.53
NATIONAL RURAL UTIL COOP DTD 02/26/2018 2.900% 03/15/2021	63743HER9	510,000.00	A	A2	2/21/2018	2/26/2018	509,433.90	2.94	657.33	509,545.81	506,450.40
UNILEVER CAPITAL CORP NOTES DTD 03/22/2018 2.750% 03/22/2021	904764AZ0	780,000.00	A+	A1	3/19/2018	3/22/2018	776,014.20	2.93	536.25	776,687.07	772,483.92

Managed Account Detail of Securities Held

Security Type/Description Dated Date/Coupon/Maturity	CUSIP	Par	S&P Rating	Moody's Rating	Trade Date	Settle Date	Original Cost	YTM at Cost	Accrued Interest	Amortized Cost	Market Value
Corporate Note											
UNITED PARCEL SERVICE CORPORATE BOND DTD 11/14/2017 2.050% 04/01/2021	911312BP0	730,000.00	A+	A1	11/9/2017	11/14/2017	728,846.60	2.10	7,482.50	729,133.97	710,850.64
MORGAN STANLEY CORP NOTES DTD 04/21/2016 2.500% 04/21/2021	61746BEA0	300,000.00	BBB+	A3	2/13/2018	2/15/2018	294,960.00	3.06	3,333.33	295,921.70	293,116.80
LLOYDS BANK PLC DTD 05/08/2018 3.300% 05/07/2021	53944VAP4	800,000.00	A+	Aa3	5/1/2018	5/8/2018	799,024.00	3.34	10,486.67	799,147.65	796,900.80
GLAXOSMITHKLINE CAPITAL DTD 05/15/2018 3.125% 05/14/2021	377373AE5	475,000.00	A+	A2	5/10/2018	5/15/2018	473,722.25	3.22	5,607.64	473,876.73	474,258.53
CHARLES SCHWAB CORP NOTES DTD 05/22/2018 3.250% 05/21/2021	808513AW5	775,000.00	A	A2	5/17/2018	5/22/2018	774,976.75	3.25	9,025.52	774,979.08	775,096.10
HSBC BANK USA NA BANK NOTE DTD 05/25/2016 2.950% 05/25/2021	404280AY5	700,000.00	A	A2	3/5/2018	3/7/2018	694,589.00	3.20	7,227.50	695,520.64	690,536.00
SANTANDER UK PLC CORP NOTES DTD 06/01/2018 3.400% 06/01/2021	80283LAT0	850,000.00	A	Aa3	5/23/2018	6/1/2018	848,410.50	3.47	9,633.33	848,579.62	846,668.85
WAL-MART STORES INC CORP NOTES DTD 06/27/2018 3.125% 06/23/2021	931142EJ8	840,000.00	AA	Aa2	6/20/2018	6/27/2018	839,958.00	3.13	6,854.17	839,960.55	841,685.04
BRANCH BANKING & TRUST CORP NOTES DTD 06/05/2018 3.200% 09/03/2021	05531FBD4	225,000.00	A-	A2	5/31/2018	6/5/2018	224,732.25	3.24	2,320.00	224,764.75	223,667.33
CATERPILLAR FINANCIAL SERVICES CORP CORP DTD 09/07/2018 3.150% 09/07/2021	14913Q2N8	175,000.00	A	A3	9/4/2018	9/7/2018	174,865.25	3.18	367.50	174,868.13	174,794.03
JOHN DEERE CAPITAL CORP CORP NOTES DTD 09/10/2018 3.125% 09/10/2021	24422EUK3	600,000.00	A	A2	9/5/2018	9/10/2018	599,814.00	3.14	1,093.75	599,817.48	598,078.80
3M COMPANY DTD 09/14/2018 3.000% 09/14/2021	88579YBA8	290,000.00	AA-	A1	9/11/2018	9/14/2018	289,405.50	3.07	410.83	289,414.50	289,507.29
PFIZER INC CORP NOTE DTD 09/07/2018 3.000% 09/15/2021	717081EM1	775,000.00	AA	A1	9/4/2018	9/7/2018	773,953.75	3.05	1,550.00	773,976.40	774,827.95

Managed Account Detail of Securities Held

Security Type/Description Dated Date/Coupon/Maturity	CUSIP	Par	S&P Rating	Moody's Rating	Trade Date	Settle Date	Original Cost	YTM at Cost	Accrued Interest	Amortized Cost	Market Value
Corporate Note											
BANK OF AMERICA CORP (CALLABLE) DTD 09/18/2017 2.328% 10/01/2021	06051GGS2	775,000.00	A-	A3	9/13/2017	9/18/2017	775,000.00	2.33	9,021.00	775,000.00	758,223.58
UNILEVER CAPITAL CORP DTD 09/07/2018 3.000% 03/07/2022	904764BF3	175,000.00	A+	A1	9/4/2018	9/7/2018	174,153.00	3.15	350.00	174,168.39	173,274.85
Security Type Sub-Total		38,960,000.00					38,957,268.85	2.25	225,924.87	38,951,609.49	38,552,348.16
Bank Note											
BANK OF NOVA SCOTIA BANK NOTE DTD 01/09/2018 2.500% 01/08/2021	064159KT2	1,000,000.00	A+	Aa2	1/5/2018	1/9/2018	999,030.00	2.53	5,763.89	999,258.77	982,541.00
Security Type Sub-Total		1,000,000.00					999,030.00	2.53	5,763.89	999,258.77	982,541.00
Asset-Backed Security / Collateralized Mortgage Obligation											
HONDA ABS 2016-3 A3 DTD 08/23/2016 1.160% 06/18/2019	438124AC3	383,954.02	AAA	Aaa	8/15/2016	8/23/2016	383,900.61	1.17	160.83	383,942.33	381,687.39
CARMAX ABS 2017-1 A2 DTD 01/31/2017 1.540% 02/15/2020	14314JAB6	96,238.12	NR	Aaa	1/25/2017	1/31/2017	96,238.09	1.60	65.87	96,238.12	96,177.45
JOHN DEERE ABS 2016-B A3 DTD 07/27/2016 1.250% 06/15/2020	47788NAC2	227,112.23	NR	Aaa	7/19/2016	7/27/2016	227,094.15	1.25	126.17	227,105.38	225,966.86
ALLY ABS 2016-3 A3 DTD 05/31/2016 1.440% 08/15/2020	02007LAC6	244,148.01	AAA	Aaa	5/24/2016	5/31/2016	244,124.30	1.44	156.25	244,138.22	243,294.66
HYUNDAI ABS 2016-A A3 DTD 03/30/2016 1.560% 09/15/2020	44930UAD8	178,733.97	AAA	Aaa	3/22/2016	3/30/2016	178,699.29	1.57	123.92	178,720.50	178,029.15
NISSAN ABS 2016-C A3 DTD 08/10/2016 1.180% 01/15/2021	65478WAD7	305,294.54	NR	Aaa	8/2/2016	8/10/2016	305,265.35	1.18	160.11	305,281.24	302,488.49
CITIBANK ABS 2017-A2 A2 DTD 01/26/2017 1.740% 01/19/2021	17305EGA7	1,075,000.00	AAA	Aaa	1/19/2017	1/26/2017	1,074,794.14	1.75	3,844.92	1,075,000.00	1,072,634.89
TOYOTA ABS 2017-A A3 DTD 03/15/2017 1.730% 02/15/2021	89238MAD0	355,000.00	AAA	Aaa	3/7/2017	3/15/2017	354,958.22	1.74	272.96	354,974.23	352,487.42

Managed Account Detail of Securities Held

Security Type/Description Dated Date/Coupon/Maturity	CUSIP	Par	S&P Rating	Moody's Rating	Trade Date	Settle Date	Original Cost	YTM at Cost	Accrued Interest	Amortized Cost	Market Value
Asset-Backed Security / Collateralized Mortgage Obligation											
HYUNDAI ABS 2016-B A3 DTD 09/21/2016 1.290% 04/15/2021	44891EAC3	636,462.96	AAA	Aaa	9/14/2016	9/21/2016	636,377.29	1.30	364.91	636,419.14	630,492.30
JOHN DEERE ABS 2017-A A3 DTD 03/02/2017 1.780% 04/15/2021	47787XAC1	250,000.00	NR	Aaa	2/22/2017	3/2/2017	249,964.40	1.79	197.78	249,972.83	248,059.38
ALLY ABS 2017-1 A3 DTD 01/31/2017 1.700% 06/15/2021	02007PAC7	401,248.49	NR	Aaa	1/24/2017	1/31/2017	401,213.42	1.70	303.17	401,227.52	398,431.40
FORD ABS 2017-A A3 DTD 01/25/2017 1.670% 06/15/2021	34531EAD8	825,000.00	NR	Aaa	1/18/2017	1/25/2017	824,996.95	1.67	612.33	824,998.38	817,565.84
GMALT 2018-3 A3 DTD 09/26/2018 3.180% 06/20/2021	36256GAD1	255,000.00	AAA	Aaa	9/18/2018	9/26/2018	254,979.86	3.19	112.63	254,979.96	255,037.18
TOYOTA ABS 2017-B A3 DTD 05/17/2017 1.760% 07/15/2021	89190BAD0	450,000.00	AAA	Aaa	5/9/2017	5/17/2017	449,965.49	1.76	352.00	449,976.54	444,998.21
HONDA ABS 2017-1 A3 DTD 03/28/2017 1.720% 07/21/2021	43814TAC6	584,196.84	NR	Aaa	3/21/2017	3/28/2017	584,162.08	1.72	279.12	584,167.98	579,062.98
HYUNDAI ABS 2017-A A3 DTD 03/29/2017 1.760% 08/15/2021	44931PAD8	525,000.00	AAA	NR	3/22/2017	3/29/2017	524,957.53	1.76	410.67	524,957.53	519,319.71
CARMX 2018-2 A2 DTD 04/25/2018 2.730% 08/15/2021	14314XAB5	295,000.00	AAA	NR	4/18/2018	4/25/2018	294,984.39	2.73	357.93	294,986.41	294,692.14
NISSAN ABS 2017-A A3 DTD 03/28/2017 1.740% 08/15/2021	654747AD6	690,000.00	NR	Aaa	3/21/2017	3/28/2017	689,926.93	1.74	533.60	689,944.69	681,922.58
CNH ABS 2016-B A3 DTD 05/31/2016 1.630% 08/15/2021	12594DAD0	322,841.50	NR	Aaa	5/24/2016	5/31/2016	322,760.61	1.64	233.88	322,798.06	320,351.55
ALLY ABS 2017-2 A3 DTD 03/29/2017 1.780% 08/15/2021	02007HAC5	975,000.00	NR	Aaa	3/21/2017	3/29/2017	974,885.05	1.79	771.33	974,926.58	967,694.81
JOHN DEERE ABS 2017-B A3 DTD 07/15/2017 1.820% 10/15/2021	47788BAD6	355,000.00	NR	Aaa	7/11/2017	7/18/2017	354,974.01	1.82	287.16	354,980.68	350,135.79
CNH ABS 2016-C A3 DTD 09/21/2016 1.440% 12/15/2021	12635YAD5	243,063.57	AAA	Aaa	9/13/2016	9/21/2016	243,014.65	1.45	155.56	243,034.26	240,248.29
AMERICAN EXPRESS ABS 2017-4 A DTD 05/30/2017 1.640% 12/15/2021	02582JHG8	525,000.00	AAA	NR	5/22/2017	5/30/2017	524,915.90	1.65	382.67	524,939.53	521,669.35

Managed Account Detail of Securities Held

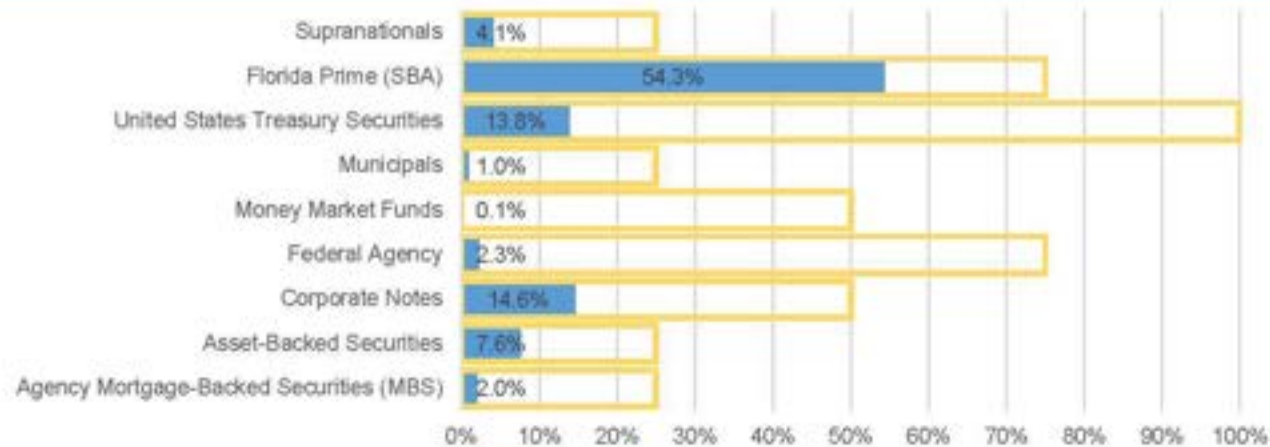
Security Type/Description Dated Date/Coupon/Maturity	CUSIP	Par	S&P Rating	Moody's Rating	Trade Date	Settle Date	Original Cost	YTM at Cost	Accrued Interest	Amortized Cost	Market Value
Asset-Backed Security / Collateralized Mortgage Obligation											
FORDL 2018-B A3 DTD 09/21/2018 3.190% 12/15/2021	34531LAD2	345,000.00	NR	Aaa	9/18/2018	9/21/2018	344,970.85	3.41	305.71	344,971.11	344,980.13
CITIBANK ABS 2017-A3 A3 DTD 04/11/2017 1.920% 04/07/2022	17305EGB5	250,000.00	AAA	NR	5/15/2017	5/22/2017	250,667.50	1.82	2,320.00	250,513.68	246,049.55
CITIBANK ABS 2017-A3 A3 DTD 04/11/2017 1.920% 04/07/2022	17305EGB5	600,000.00	AAA	NR	4/4/2017	4/11/2017	599,827.14	1.93	5,568.00	599,873.09	590,518.92
JDOT 2018-A A3 DTD 02/28/2018 2.660% 04/15/2022	47788CAC6	290,000.00	NR	Aaa	2/21/2018	2/28/2018	289,979.15	2.66	342.84	289,982.02	287,873.02
CNH ABS 2017-A A3 DTD 03/22/2017 2.070% 05/15/2022	12636WAD8	600,000.00	AAA	NR	3/15/2017	3/22/2017	599,984.10	2.20	552.00	599,987.58	593,295.00
HAROT 2018-2 A3 DTD 05/30/2018 3.010% 05/18/2022	43814UAG4	420,000.00	AAA	NR	5/22/2018	5/30/2018	419,990.84	3.01	456.52	419,991.82	419,534.30
HART 2018-A A3 DTD 04/18/2018 2.790% 07/15/2022	44891KAD7	320,000.00	AAA	Aaa	4/10/2018	4/18/2018	319,951.81	2.80	396.80	319,956.75	318,225.50
BANK OF AMERICA ABS 2017-A1 A1 DTD 03/30/2017 1.950% 08/15/2022	05522RCW6	870,000.00	NR	Aaa	3/23/2017	3/30/2017	869,749.79	1.96	754.00	869,819.28	857,959.90
AMERICAN EXPRESS ABS 2017-3 A DTD 04/25/2017 1.770% 11/15/2022	02582JHE3	1,050,000.00	AAA	NR	4/18/2017	4/25/2017	1,049,805.44	1.17	826.00	1,049,853.77	1,030,605.98
ALLYA 2018-2 A3 DTD 04/30/2018 2.920% 11/15/2022	02004VAC7	715,000.00	NR	Aaa	4/24/2018	4/30/2018	714,870.16	2.93	927.91	714,881.17	713,366.65
MBART 2018-1 A3 DTD 07/25/2018 3.030% 01/15/2023	58772RAD6	575,000.00	AAA	Aaa	7/17/2018	7/25/2018	574,977.92	3.03	774.33	574,979.06	574,308.97
CCCIT 2018-A1 A1 DTD 01/31/2018 2.490% 01/20/2023	17305EGK5	600,000.00	NR	Aaa	1/25/2018	1/31/2018	599,916.96	2.54	2,946.50	599,928.85	591,706.62
CNH 2017-C A3 DTD 11/21/2017 2.080% 02/15/2023	18978CAC7	175,000.00	AAA	Aaa	11/14/2017	11/21/2017	174,995.84	2.30	161.78	174,996.32	171,966.15
AMERICAN EXPRESS ABS 2017-6 A DTD 10/30/2017 2.040% 05/15/2023	02582JHJ2	980,000.00	AAA	NR	10/23/2017	10/30/2017	979,852.31	2.05	888.53	979,875.49	960,608.94
GMCAR 2018-3 A3 DTD 07/18/2018 3.020% 05/16/2023	36255JAD6	425,000.00	AAA	NR	7/11/2018	7/18/2018	424,900.89	3.03	534.79	424,904.86	424,187.15

Managed Account Detail of Securities Held

Security Type/Description Dated Date/Coupon/Maturity	CUSIP	Par	S&P Rating	Moody's Rating	Trade Date	Settle Date	Original Cost	YTM at Cost	Accrued Interest	Amortized Cost	Market Value
Asset-Backed Security / Collateralized Mortgage Obligation											
CARMAX AUTO OWNER TRUST DTD 07/25/2018 3.130% 06/15/2023	14313FAD1	285,000.00	AAA	NR	7/18/2018	7/25/2018	284,961.15	3.36	396.47	284,962.57	284,996.41
CNH 2018-A A3 DTD 05/23/2018 3.120% 07/15/2023	12652VAC1	810,000.00	AAA	NR	5/16/2018	5/23/2018	809,826.01	3.24	1,123.20	809,833.09	808,814.40
COMET 2017-A4 A4 DTD 10/10/2017 1.990% 07/17/2023	14041NFN6	800,000.00	AAA	NR	10/4/2017	10/10/2017	799,938.16	1.99	707.56	799,948.54	783,595.28
WORLD OMNI AUTO RECEIVABLES TR DTD 08/01/2018 3.130% 11/15/2023	98163EAD8	550,000.00	AAA	NR	7/24/2018	8/1/2018	549,948.63	3.13	765.11	549,950.96	549,753.11
Security Type Sub-Total		20,858,294.25					20,856,267.36	2.08	31,013.82	20,856,920.12	20,674,793.80
Managed Account Sub Total		124,896,983.20					124,864,448.33	2.04	446,263.62	124,842,520.76	123,266,862.71
Securities Sub-Total		\$124,896,983.20					\$124,864,448.33	2.04%	\$446,263.62	\$124,842,520.76	\$123,266,862.71
Accrued Interest											\$446,263.62
Total Investments											\$123,713,126.33

Bolded items are forward settling trades.

Tab III



Security Type	Amortized Cost (Includes Interest)	Allocation Percentage	Permitted by Policy	In Compliance
Florida Prime (SBA)	149,554,961.57	54.34%	75%	YES
United States Treasury Securities	38,096,207.04	13.84%	100%	YES
Federal Agency	6,405,545.04	2.33%	75%	YES
Supranationals	11,373,139.78	4.13%	25%	YES
Corporate Notes	40,182,557.02	14.60%	50%	YES
Municipals	2,714,600.25	0.99%	25%	YES
Agency Mortgage-Backed Securities (MBS)	5,628,801.31	2.05%	25%	YES
Asset-Backed Securities	20,887,933.94	7.59%	25%	YES
Non-Negotiable Interest Bearing Time Certificates of Deposit	-	0.00%	50%	YES
Commercial Paper	-	0.00%	50%	YES
Bankers' Acceptances	-	0.00%	10%	YES
Repurchase Agreements	-	0.00%	40%	YES
Fixed-Income Mutual Funds and ETFs	-	0.00%	20%	YES
Money Market Funds	367,770.28	0.13%	50%	YES
Intergovernmental Pools	-	0.00%	50%	YES

End of month trade-date amortized cost of portfolio holdings, including accrued interest.

Sector	Individual Issuer Breakdown	Amortized Cost (Includes Interest)	Allocation Percentage	Permitted by Policy	In Compliance
Us Tsy Bond/Note	UNITED STATES TREASURY	38,096,207.04	13.84%	100%	YES
Supranatl	AFRICAN DEVELOPMENT BANK	3,064,957.69	1.11%	10%	YES
Supranatl	ASIAN DEVELOPMENT BANK	1,204,424.06	0.44%	10%	YES
Supranatl	INTER-AMERICAN DEVELOPMENT BANK	3,277,662.19	1.19%	10%	YES
Supranatl	INTL BANK OF RECONSTRUCTION AND DEV	2,604,888.46	0.95%	10%	YES
Supranatl	INTERNATIONAL FINANCE CORPORATION	1,221,207.38	0.44%	10%	YES
Muni Bond/Note	FLORIDA ST HURRICAN CAT FUND	2,714,600.25	0.99%	5%	YES
Mbs / Cmo	FANNIE MAE	2,333,090.07	0.85%	40%	YES
Mbs / Cmo	FREDDIE MAC	2,108,853.11	0.77%	40%	YES
Mbs / Cmo	FANNIEMAE-ACES	780,534.07	0.28%	40%	YES
Mbs / Cmo	FHLMC MULTIFAMILY STRUCTURED P	406,324.06	0.15%	40%	YES
Florida Prime (SBA)	FLORIDA PRIME (SBA)	149,554,961.57	54.34%	75%	YES
Fed Agy Bond/Note	FANNIE MAE	4,228,167.95	1.54%	40%	YES
Fed Agy Bond/Note	FEDERAL HOME LOAN BANKS	2,177,377.09	0.79%	40%	YES
Corporate Note	AMERICAN EXPRESS CREDIT CORP	402,677.96	0.15%	5%	YES
Corporate Note	AMERICAN HONDA FINANCE	1,483,118.85	0.54%	5%	YES
Corporate Note	APPLE INC	983,623.95	0.36%	5%	YES
Corporate Note	BANK OF MONTREAL CHI	1,002,782.40	0.36%	5%	YES
Corporate Note	BP CAPITAL MARKETS PLC	1,228,526.04	0.45%	5%	YES
Corporate Note	GOLDMAN SACHS GROUP INC	1,583,300.33	0.58%	5%	YES
Corporate Note	IBM CORP	1,006,616.84	0.37%	5%	YES
Corporate Note	JOHN DEERE CAPITAL CORP	1,259,196.09	0.46%	5%	YES
Corporate Note	MELLON BANK	749,583.57	0.27%	5%	YES
Corporate Note	MICROSOFT CORP	190,478.98	0.07%	5%	YES
Corporate Note	PEPSICO, INC	382,502.77	0.14%	5%	YES
Corporate Note	ROYAL BANK OF CANADA NY	1,503,395.54	0.55%	5%	YES
Corporate Note	TORONTO DOMINION BANK NY	1,372,612.05	0.50%	5%	YES
Corporate Note	TOYOTA MOTOR CREDIT CORP	887,606.00	0.32%	5%	YES
Corporate Note	WELLS FARGO & COMPANY	1,253,884.46	0.46%	5%	YES
Corporate Note	AMERICAN EXPRESS CREDIT	745,901.12	0.27%	5%	YES
Corporate Note	WESTPAC BANKING CORP NY	1,226,573.61	0.45%	5%	YES
Corporate Note	WALT DISNEY COMPANY/THE	1,034,421.75	0.38%	5%	YES
Corporate Note	TOTAL CAPITAL SA	756,375.26	0.27%	5%	YES
Corporate Note	INTEL CORP	1,006,987.79	0.37%	5%	YES
Corporate Note	JP MORGAN CHASE & CO	1,257,417.81	0.46%	5%	YES
Corporate Note	BRANCH BANKING & TRUST	548,121.85	0.20%	5%	YES
Corporate Note	CITIGROUP INC	865,060.58	0.31%	5%	YES
Corporate Note	PFIZER INC	775,526.40	0.28%	5%	YES
Corporate Note	MORGAN STANLEY	910,933.73	0.33%	5%	YES
Corporate Note	UNILEVER CAPITAL CORP	1,127,718.62	0.41%	5%	YES
Corporate Note	BANK OF MONTREAL CHICAGO	301,839.45	0.11%	5%	YES

Sector	Individual Issuer Breakdown	Amortized Cost (Includes Interest)	Allocation Percentage	Permitted by Policy	In Compliance
Corporate Note	CATERPILLAR FINANCIAL SERVICES CORP	1,086,001.17	0.39%	5%	YES
Corporate Note	VISA INC	304,167.85	0.11%	5%	YES
Corporate Note	TORONTO DOMINION BANK	500,509.50	0.18%	5%	YES
Corporate Note	JOHNSON & JOHNSON	201,375.81	0.07%	5%	YES
Corporate Note	BANK OF NOVA SCOTIA HOUSTON	1,005,022.66	0.37%	5%	YES
Corporate Note	HOME DEPOT INC	578,146.31	0.21%	5%	YES
Corporate Note	BANK OF AMERICA CORP	784,021.00	0.28%	5%	YES
Corporate Note	HONEYWELL INTERNATIONAL	327,315.68	0.12%	5%	YES
Corporate Note	WAL-MART STORES INC	1,401,406.95	0.51%	5%	YES
Corporate Note	CANADIAN IMP BK COMM NY	615,927.99	0.22%	5%	YES
Corporate Note	PACCAR FINANCIAL CORP	1,053,938.69	0.38%	5%	YES
Corporate Note	UNITED PARCEL SERVICE	736,616.47	0.27%	5%	YES
Corporate Note	NATIONAL RURAL UTIL COOP	510,203.14	0.19%	5%	YES
Corporate Note	HSBC BANK USA NA	702,748.14	0.26%	5%	YES
Corporate Note	HERSHEY COMPANY	581,224.72	0.21%	5%	YES
Corporate Note	GENERAL DYNAMICS CORP	725,985.57	0.26%	5%	YES
Corporate Note	CHARLES SCHWAB CORP	784,004.60	0.28%	5%	YES
Corporate Note	GLAXOSMITHKLINE CAPITAL	479,484.37	0.17%	5%	YES
Corporate Note	LLOYDS BANK PLC	809,634.32	0.29%	5%	YES
Corporate Note	SANTANDER UK PLC	858,212.95	0.31%	5%	YES
Corporate Note	3M COMPANY	289,825.33	0.11%	5%	YES
Asset-Backed	ALLY AUTO RECEIVABLES TRUST	2,337,332.15	0.85%	5%	YES
Asset-Backed	CARMAX AUTO OWNER TRUST	677,007.37	0.25%	5%	YES
Asset-Backed	CNH EQUIPMENT TRUST	2,152,875.73	0.78%	5%	YES
Asset-Backed	FORD CREDIT AUTO OWNER TRUST	825,610.71	0.30%	5%	YES
Asset-Backed	HONDA AUTO RECEIVABLES	384,103.16	0.14%	5%	YES
Asset-Backed	HYUNDAI AUTO RECEIVABLES TRUST	1,661,350.22	0.60%	5%	YES
Asset-Backed	JOHN DEERE OWNER TRUST	1,122,994.86	0.41%	5%	YES
Asset-Backed	NISSAN AUTO RECEIVABLES	305,441.35	0.11%	5%	YES
Asset-Backed	CITIBANK CREDIT CARD ISSUANCE	2,539,995.04	0.92%	5%	YES
Asset-Backed	AMERICAN EXPRESS CREDIT ACCOUN	2,556,765.99	0.93%	5%	YES
Asset-Backed	BANK OF AMERICA CREDIT CARD TR	870,573.28	0.32%	5%	YES
Asset-Backed	TOYOTA AUTO RECEIVABLES OWNER	805,575.73	0.29%	5%	YES
Asset-Backed	HONDA AUTO RECEIVABLES OWNER T	1,004,895.44	0.37%	5%	YES
Asset-Backed	NISSAN AUTO RECEIVABLES OWNER	690,478.29	0.25%	5%	YES
Asset-Backed	CAPITAL ONE MULTI-ASSET EXECUT	800,656.10	0.29%	5%	YES
Asset-Backed	GM FINANCIAL SECURITIZED TERM	425,439.65	0.15%	5%	YES
Asset-Backed	MERCEDES-BENZ AUTO RECEIVABLES	575,753.39	0.21%	5%	YES
Asset-Backed	WORLD OMNI AUTO RECEIVABLES TR	550,716.07	0.20%	5%	YES
Asset-Backed	GM FINANCIAL AUTO LEASING TRUST	255,092.59	0.09%	5%	YES
Asset-Backed	FORD CREDIT AUTO LEASE TRUST	345,276.82	0.13%	5%	YES

Sector	Individual Issuer Breakdown	Amortized Cost (Includes Interest)	Allocation Percentage	Permitted by Policy In Compliance
End of month trade-date amortized cost of portfolio holdings, including accrued interest.				

IMPORTANT DISCLOSURES

This material is based on information obtained from sources generally believed to be reliable and available to the public; however, PFM Asset Management LLC cannot guarantee its accuracy, completeness or suitability. This material is for general information purposes only and is not intended to provide specific advice or a specific recommendation. All statements as to what will or may happen under certain circumstances are based on assumptions, some, but not all of which, are noted in the presentation. Assumptions may or may not be proven correct as actual events occur, and results may depend on events outside of your or our control. Changes in assumptions may have a material effect on results. Past performance does not necessarily reflect and is not a guaranty of future results. The information contained in this presentation is not an offer to purchase or sell any securities.

- Market values that include accrued interest are derived from closing bid prices as of the last business day of the month as supplied by Interactive Data, Bloomberg, or Telerate. Where prices are not available from generally recognized sources, the securities are priced using a yield based matrix system to arrive at an estimated market value.
- In accordance with generally accepted accounting principles, information is presented on a trade date basis; forward settling purchases are included in the monthly balances, and forward settling sales are excluded.
- Performance is presented in accordance with the CFA Institute's Global Investment Performance Standards (GIPS). Unless otherwise noted, performance is shown gross of fees. Quarterly returns are presented on an unannualized basis. Returns for periods greater than one year are presented on an annualized basis. Past performance is not indicative of future returns.
- Bank of America/Merrill Lynch Indices provided by Bloomberg Financial Markets.
- Money market fund/cash balances are included in performance and duration computations.
- Standard & Poor's is the source of the credit ratings. Distribution of credit rating is exclusive of money market fund/LGIP holdings.
- Callable securities in the portfolio are included in the maturity distribution analysis to their stated maturity date, although, they may be called prior to maturity.
- MBS maturities are represented by expected average life.

GLOSSARY

- **ACCRUED INTEREST:** Interest that is due on a bond or other fixed income security since the last interest payment was made.
- **AGENCIES:** Federal agency securities and/or Government-sponsored enterprises.
- **AMORTIZED COST:** The original cost of the principal of the security is adjusted for the amount of the periodic reduction of any discount or premium from the purchase date until the date of the report. Discount or premium with respect to short-term securities (those with less than one year to maturity at time of issuance) is amortized on a straight line basis. Such discount or premium with respect to longer-term securities is amortized using the constant yield basis.
- **BANKERS' ACCEPTANCE:** A draft or bill of exchange accepted by a bank or trust company. The accepting institution guarantees payment of the bill as well as the insurer.
- **COMMERCIAL PAPER:** An unsecured obligation issued by a corporation or bank to finance its short-term credit needs, such as accounts receivable and inventory.
- **CONTRIBUTION TO DURATION:** Represents each sector or maturity range's relative contribution to the overall duration of the portfolio measured as a percentage weighting. Since duration is a key measure of interest rate sensitivity, the contribution to duration measures the relative amount or contribution of that sector or maturity range to the total rate sensitivity of the portfolio.
- **DURATION TO WORST:** A measure of the sensitivity of a security's price to a change in interest rates, stated in years, computed from cash flows to the maturity date or to the put date, whichever results in the highest yield to the investor.
- **EFFECTIVE DURATION:** A measure of the sensitivity of a security's price to a change in interest rates, stated in years.
- **EFFECTIVE YIELD:** The total yield an investor receives in relation to the nominal yield or coupon of a bond. Effective yield takes into account the power of compounding on investment returns, while nominal yield does not.
- **FDIC:** Federal Deposit Insurance Corporation. A federal agency that insures bank deposits to a specified amount.
- **INTEREST RATE:** Interest per year divided by principal amount and expressed as a percentage.
- **MARKET VALUE:** The value that would be received or paid for an investment in an orderly transaction between market participants at the measurement date.
- **MATURITY:** The date upon which the principal or stated value of an investment becomes due and payable.
- **NEGOTIABLE CERTIFICATES OF DEPOSIT:** A CD with a very large denomination, usually \$1 million or more, that can be traded in secondary markets.
- **PAR VALUE:** The nominal dollar face amount of a security.

GLOSSARY

- **PASS THROUGH SECURITY:** A security representing pooled debt obligations that passes income from debtors to its shareholders. The most common type is the mortgage-backed security.
- **REPURCHASE AGREEMENTS:** A holder of securities sells these securities to an investor with an agreement to repurchase them at a fixed price on a fixed date.
- **SETTLE DATE:** The date on which the transaction is settled and monies/securities are exchanged. If the settle date of the transaction (i.e., coupon payments and maturity proceeds) occurs on a non-business day, the funds are exchanged on the next business day.
- **TRADE DATE:** The date on which the transaction occurred; however, the final consummation of the security transaction and payment has not yet taken place.
- **UNSETTLED TRADE:** A trade which has been executed; however, the final consummation of the security transaction and payment has not yet taken place.
- **U.S. TREASURY:** The department of the U.S. government that issues Treasury securities.
- **YIELD:** The rate of return based on the current market value, the annual interest receipts, maturity value, and the time period remaining until maturity, stated as a percentage on an annualized basis.
- **YTM AT COST:** The yield to maturity at cost is the expected rate of return based on the original cost, the annual interest receipts, maturity value, and the time period from purchase date to maturity, stated as a percentage on an annualized basis.
- **YTM AT MARKET:** The yield to maturity at market is the rate of return based on the current market value, the annual interest receipts, maturity value, and the time period remaining until maturity, stated as a percentage on an annualized basis.